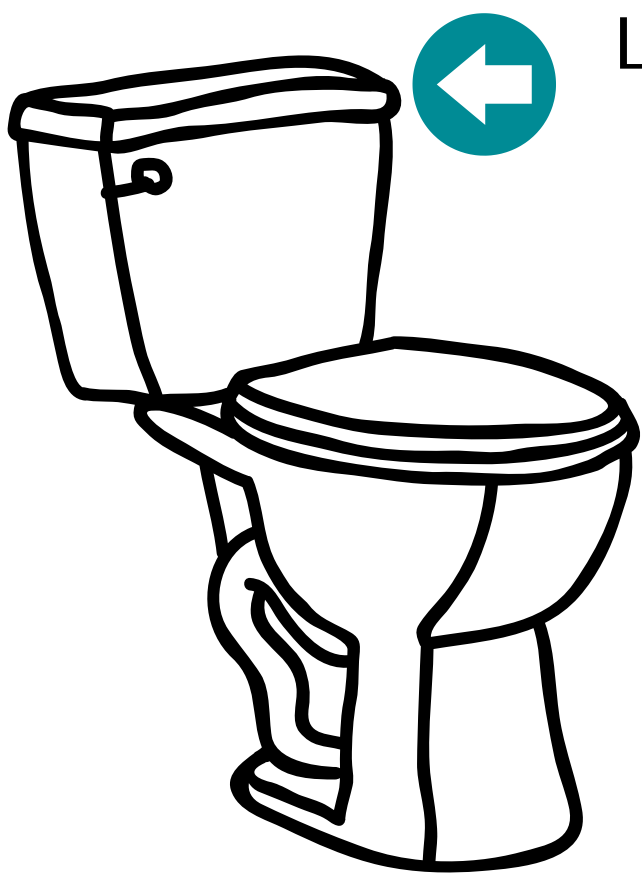



How To Check For A Toilet Leak

Step 1



Lift the lid of the toilet tank

Step 2




Drop one tablet into the toilet tank
(tablets can be picked up at 479 Island Hwy)
or use 2-4 drops of food coloring

Step 3

Wait 60 minutes and
check the toilet bowl

Important Note

Do NOT flush toilet during
this time



If color appears in the toilet bowl, you have
a leak that needs repairing;
if no color appears there is no leak

Step 4

Fix the leak yourself or call a plumber to fix
the leak for you. Leaking toilets can cost you
hundreds of dollars a year on your water bill

