

CRD Education: Active Transportation




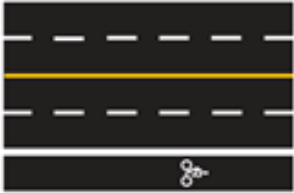








Neighbourhood Safety Scavenger Hunt



Background Information

Everyday can be a new adventure when you choose to use active transportation. Even if your daily route stays the same — the world around us is constantly changing! Making the choice to walk and wheel is beneficial for our physical and mental health as well as the environment. Each trip completed using active travel reduces traffic emissions and congestion, creating cleaner air and safer streets.

There are many ways to participate in active transportation and even more ways to make it fun. But before we head off we should make sure we know how to be safe! In this scavenger hunt we will look for and learn to recognize signs, symbols and infrastructure that helps keeps us safe.

<p>Crosswalk</p> 	<p>Zebra Crosswalk</p> 	<p>Pedestrian Activated Crosswalk</p> 
<p>Bike Lane (with symbol)</p> 	<p>Bike Sharrow</p> 	<p>School Crosswalk Sign</p> 
<p>Construction Sign</p> 	<p>Yield Sign</p> 	<p>Warning Sign</p> 
<p>Pedestrian Way-Finding Sign</p>  <p>Shows distance and direction</p>	<p>Playground Zone Sign</p> 	<p>School Zone Sign</p> 

*Road and traffic sign images were obtained from [ICBC](#).

Neighbourhood Safety Scavenger Hunt

Go for a walk around your neighbourhood. Can you find all the items below? Use the glossary above or look up photos of the items you don't recognize before heading out. If you can't make it outside try to spot as many of the items as you can from your window or porch.

Note: activities were designed with adult supervision in mind. Before undertaking any of the outdoor activities outlined, please be sure to follow the latest COVID-19 Provincial Support and Information found [here](#).

Pedestrian Infrastructure



- Crosswalk
- Zebra Crosswalk
- Pedestrian Activated Crosswalk
- Sidewalk

Cyclist Infrastructure



- Bike Rack
- Bike Lane
- Bike Lane with green paint
- Bike Trail
- Bike Sharrow

People



- Dog Walker
- Person pushing a stroller
- Cyclist
- Someone travelling the same way as you!

Other

- _____
- _____
- _____

Signs and Safety



- Stop Sign
- Yield Sign
- Traffic Light
- Pedestrian way-finding sign or map
- School Crosswalk Sign
- Speed Limit Sign
- Speed Reader
- School Zone Sign
- Playground Sign
- Warning Sign (any type)
- Construction Sign (any type)
- Traffic Cone

Important Vehicles



- Emergency Vehicle (police, fire, ambulance)
- Bus
- Big Truck (construction, garbage, recycling)