


CRD Blue Bag Accepted

- ✓ Clean printed paper items (examples)



- ✓ Clean Paper Packaging containing dry goods when sold (examples)



Remember

- Place newspapers and flyers loose in CRD blue bag, not inside plastic or paper bags. Remove plastic wraps.
- Remove food residue, liners and inserts from pizzaboxes.
- Place shredded paper inside a paper bag or box (e.g. cereal box, shoe box) to keep it secure and prevent litter.
- Remove plastic wrap from cardboard flats. If cardboard does not fit into the blue bag, flatten and cut cardboard down to no larger than 76cm x 76cm (30" x 30"), and stack neatly and securely beside or between your recycling containers

Do Not Include

- ☒ Hardcover or paperback books
- ☒ Non-paper gift wrap, e.g. foil, ribbons, bows
- ☒ Musical greeting cards with batteries
- ☒ Paper towel, napkins or tissues
- ☒ Boxes with wax coatings, e.g. grocery shipping boxes
- ☒ Foil and plastic layered bags, e.g., for cookies and pet food
- ☒ Padded envelopes

Recycling Tips

- Visit myrecyclopedia.ca or call the CRD Hotline at 250.360.3030 for info on how to recycle items not accepted in the curbside program.
- Set recycling out on recycling day by 7:30am.
- Contact Emterra Environmental to request new or replacement CRD blue boxes or blue bags at 250.385.4399.


* All items accepted for recycling are banned from residential garbage

CRD Blue Box Accepted

- ✓ Paper packaging containing liquids when sold (examples)



- ✓ Steel packaging (examples)



- ✓ Aluminum containers (examples)



- ✓ Plastic containers (examples)



Remember

- Empty and rinse containers, labels are okay
- Remove caps, pumps and lids; place loose in blue box
- Put metal lids inside cans and squeeze slightly
- Take deposit containers to depot for deposit refund

Do Not Include

- ☒ Straws, non-paper insulating wraps
- ☒ Foil-lined cardboard take-out containers and lids
- ☒ Propane tanks or cylinders; paint cans
- ☒ Metal or plastic toys
- ☒ Appliances, hardware, scrap metal
- ☒ Chip or foil bags; foil wrap with paper
- ☒ Glass, plastic bags or styrofoam containers
- ☒ Blister packs
- ☒ Aerosol cans with any contents or HHW
- ☒ Packaging labelled biodegradable or compostable

Glass Accepted separate

- ✓ Clean glass bottles and jars (examples)



Remember

- Place clean glass in a separate blue box or similar-sized container adjacent to your CRD blue box
- Empty and rinse, labels are okay
- Recycle lids in your blue box with mixed containers
- Take deposit containers to depot for deposit refund


Do Not Include

- ☒ Drinking glasses, dishes, cookware, whole or broken window glass

Drop-off at Depots

Visit myrecyclopedia.ca for details

- ✓ Plastic bags and overwrap (examples)



- ✓ Plastic foam packaging (examples)



Remember

- Cut off or remove metal grommets, rope drawstrings, non-plastic items
- Empty bags of paper receipts and food residues
- Stuff and tie firmly into one bag keeping plastic bags and overwrap separate from foam.

Do Not Include

- ☒ Crinkly cellophane wrap
- ☒ Zipper-lock bags, potato chip, snack bags
- ☒ Kitchen stretch wrap or plastic wrap for meat, poultry, fish, or cheese
- ☒ Lumber or construction wrap
- ☒ Plastic shipping envelopes, bubble wrap
- ☒ Packing chips, peanuts or foam noodles
- ☒ Blue or pink foam board insulation
- ☒ Garbage bags (any colour)
- ☒ Household hazardous waste



Making a difference...together

How to Prepare Your Recycling



Blue Bag

Acceptable Materials - Newspapers and mixed paper, including cardstock, cereal boxes, directories, envelopes, file folders, flyers, notices, junk mail, gift wrap (non-foil), magazines, catalogues, paper egg cartons, printed paper, packing paper, paper bags, shredded paper.

Preparation

- Include clean paper products only.
- Place materials loosely in your blue bag.
- Shred papers containing personal identity information and place shredded paper in paper bag or box to keep it secure and prevent litter.



Glass Bottles and Jars

Acceptable Materials - Clean glass bottles and jars (e.g. sauce, jam, pickles).

No broken glass, household glass, window pane or picture frame glass.

Preparation

- Protect your recyclables and keep glass separate. Use a second blue box or similar size container, identified with a pink "Glass Bottles and Jars Only" label.
- Rinse and clean bottles and jars (no food residue).
- Place bottles and jars loosely in container.
- Remove lids. Place them in your blue box with other mixed containers.

Take refundable beverage containers to a depot or retailer for refund.



Blue Box

Acceptable Materials - Rigid plastic packaging from consumer goods (e.g. electronics, tools, baked goods, salads). Rigid plastic containers, including yogurt and margarine containers, shampoo/liquid soap bottles, cleaning product containers, pill/vitamin bottles, clean plant pots. Plastic and metal lids. Aluminum and tin cans. Foil and foil plates (no food residue). Polycoated containers (e.g. milk, milk substitute and soup cartons).

No glass, plastic bags or Styrofoam.

Preparation

- Clean containers and plastic packaging only.
- Place materials loosely in blue box.
- Take lids off containers. Place them in your blue box.
- Flatten materials and plastic containers whenever possible.
- Maximum container size: 10 litres.



Cardboard

Acceptable Materials - Corrugated cardboard, pizza boxes. No food residue or inserts.

Preparation

- Remove food residue, liners and inserts from pizza boxes.
- Flatten and stack neatly and securely beside or between your recycling containers.
- Maximum bundle size: 30" x 30".

All items accepted for recycling are banned from residential garbage.

Collection Details

Place your recyclables at the curb by 7:30 am. Collection time may vary.

- When your blue box is full, use another blue box or container of similar size. Tied plastic bags are not accepted.
- Shred or rip personal documents before placing at the curb and ensure they are safely secured in your blue bag.
- Regular pick-up on all holidays, except for Christmas and New Year's Day. See schedule at www.crd.bc.ca/bluebox.

Contact Emterra Environmental at 250-385-4399 or by email at crdbluebox@emterra.ca for more information.