



Making a difference...together

SALT SPRING ISLAND PARKS AND RECREATION COMMISSION

Notice of Meeting on **Monday, April 20, 2015 at 5:00 PM**

Salt Spring Public Library, 129 McPhillips Ave. Salt Spring Island, BC

Wayne McIntyre
Matt Kellow
Brian Webster

Daniel Clements
Jon Suk

Kees Ruurs
Sonja Collombin

Garth Hendren
Tom James

AGENDA

1. **Approval of Agenda**
2. **Adoption of Minutes of March 16, 2015**
3. **Presentations/ Delegations**
 - 3.1 **Sgt. George Jenkins – Salt Spring Detachment RCMP**
4. **Reports-Chair and Director**
5. **Outstanding Business**
 - 5.1 **Project Status Report April 15, 2015**
 - 5.2 **Crime Prevention – Centennial Park**
6. **New Business**
 - 6.1 **Youth Week May 1st to 7th**
 - 6.2 **North Salt Spring Water District Rates**
 - 6.3 **Rainbow Road Indoor Pool 2015- 2020 Life Cycle Report**
 - 6.4 **Fees and Charges Report**

That the Salt Spring Island Parks and Recreation Commission recommends to the Capital Regional District Finance Committee

To approve the recommended fees and charges in Appendix A.
7. **Next meeting May 11, 2015 to be held at the School Board Office from 5 to 7 pm**
8. **Motion to Close Meeting in accordance with the Community Charter Part 4, Division 3, Section 90 (1)** the acquisition, disposition or expropriation of land or improvements, if the council considers that disclosure could reasonably be expected to harm the interests of the municipality.
9. **Adjournment**

For Information Only:

Attachment #1 Letter to the Editor - email from Rick Laing

Attachment #2 Trails Advisory Committee Minutes March 10, 2015

To ensure quorum, advise Tracey Shaver 250 537 4448 if you cannot attend



Making a difference...together

**Minutes of the Regular Meeting of the
Salt Spring Island Parks and Recreation Commission
Held March 16, 2015 in the Public Library Meeting Room, 129 McPhillips Avenue,
Salt Spring Island, BC**

DRAFT

Present: **Alternate Director:** Peter Lake
Commission Members:, Jon Suk (Chair), Sonja Collombin, Garth Hendren,
Matt Kellow, Tom James, Brian Webster
Staff: Dan Ovington, Parks and Recreation Manager, Karla Campbell, Senior
Manager, Tracey Shaver, Recording Secretary
Absent: Kees Ruurs, Daniel Clements, Wayne McIntyre

Chair Suk called the meeting to order at 5:01 pm.

1. Election of Vice Chair

Chair Suk called for nominations for Vice-Chair. Commissioner Collombin nominated Commissioner Hendren, who accepted the nomination. Chair Suk called for further nominations, and hearing none, advised Commissioner Hendren was elected as Vice-Chair by acclamation.

2. Approval of Agenda

MOVED by Commissioner Webster, **SECONDED** by Commissioner Collombin,
That the agenda be approved as presented.

CARRIED

3. Adoption of Minutes

MOVED by Commissioner Hendren, **SECONDED** by Commissioner James,
That the minutes of the meeting of February 16, 2015 be approved as presented.

CARRIED

4. Reports Chair and Director

4.1 No report from the Chair.

4.2 Alternate Director Lake reported on behalf of Director McIntyre that the local recycling contract has been extended by the CRD Board to cover the Multi Material BC funding shortfall for depot collection of packaging and printed paper in the Electoral Areas until April 30, 2019 to coincide with the length of the curbside collection contract.

5. Outstanding Business

5.1 Project Status Report March 10, 2015

Staff provided overview of report highlighting Item 2.3 Rotary Park Tenure Replacement and Item 3.3 Discounted Pool Pass program, which has been deemed successful with 31 annual passes sold to date compared to a total of six sold in 2014.

5.2 Financial Report 2015 Capital Budgets and Equipment Replacement Funds

Staff provided a detailed overview of the five year capital plan and transfers to reserves.

5.3 Interpretive by Design: Engaging a Community in Sign Design

Staff provided a draft of the interpretive sign project report which was recently performed and is up for publication in Leisure Science Journal.

5.4 2163 Fulford Ganges Road-Parkland Dedication

Staff brought forward information on a recent Island Trust Committee's discretionary decision to exclude a portion of agriculturally zoned property from the appraised value of the entire 70 acre parent parcel being subdivided.

The Parks and Recreation Commission expressed concern regarding the Trustees' decision to reject their own staff recommendations, to not refer this application back to the PARC Commission for review or comment, and to have no policy in place prior to making this precedent-setting decision to exclude a portion of ALR land from the market value of the 70-acre parent property being subdivided.

MOVED by Commissioner Jones, **SECONDED** by Commissioner Kellow,
That the Salt Spring Island Parks and Recreation Commission send a letter to the local Island Trust Committee concerning their displeasure at the discretionary decision made to accept less than the 5% cash in lieu of parkland dedication which is mandated by the *Local Government Act* without further consultation, clear policy, and/or community benefit.

CARRIED

5.5 Solar Installation at Rainbow Road Pool

The Commission requested that staff obtain cost benefit information about the use of solar energy for the Rainbow Road Pool. The information provided by Mr. Liem of Salt Spring Community Energy Group was not supportive of a Photovoltaic system from a cost benefit perspective.

The Commission requested staff investigate further the use of combined Photovoltaic technologies and solar hot water installations to see if there is a cost benefit in heating the water for the pool showers and cleaning practices.

6. New Business

6.1 Proposed 2015 Commission Reports and Major Task Updates

The Commission requested additional budget planning sessions in September, October and November as needed.

MOVED by Commissioner James, **SECONDED** by Commissioner Kellow,
That the Salt Spring Island Parks and Recreation Commission approve the 2015 Commission Reports and Major Task Updates Schedule.

CARRIED

Commissioner Webster declared a conflict of interest for the next agenda item due to being a vendor at the Saturday Market and left the meeting at 5:55pm.

6.2 Extended Weekend Markets Report

MOVED by Commissioner Collombin, **SECONDED** by Commissioner Hendren,
That the Salt Spring Island Parks and Recreation Commission recommend to staff to continue the extended weekend markets on Sundays only in 2015 during the Canada Day, B.C. Day and Labour Day long weekends.

CARRIED

Commissioner Webster returned to the meeting 6:03pm.

6.3 Letter dated February 19, 2015 from Mr. James D. Pasuta re: Grace Point Park – CRD Right of Way

The Capital Regional District received a letter of notice from the Grace Point Strata Corporation. The letter references the right of way agreement from 1980 which established the public access trail to the tip of a small park across from the Grace Islet. The main concern is the unlawful use of the trail and park area after dark which is dangerous due to the nature of the trail and the often impaired state of the visitors. (by Bylaw the trail and park are open from dawn to dusk).

MOVED by Commissioner Webster, **SECONDED** by Commissioner Jones,
That the Salt Spring Island Parks and Recreation Commission requests that staff investigate further for potential solutions to mitigate the after-dusk use of the Grace Point trail and report back to the commission for further discussion.

CARRIED

6.4 Crime Prevention Report - Centennial Park

Staff reported on recent collaborative efforts between PARC Staff, CRD Bylaw Enforcement and the RCMP to thwart the illegal activities that occur in Centennial Park on a regular basis.

MOVED by Commissioner Collombin, and **SECONDED** by Commissioner Hendren,
That special community events be addressed in the recreational gaps assessment project and that staff actively seek proposals for community park use.

CARRIED

6.5 Trails Advisory Committee Terms of Reference “Membership”

MOVED by Commissioner Kellow, and **SECONDED** by Commissioner Jones,
That the Salt Spring Island Trails Advisory Group recommend to the Salt Spring Island Parks and Recreation Commission that under the bullet “membership” of the mandate of the Salt Spring Island Trails Advisory Committee membership agreement: “the Salt Spring Island Parks and Recreation Commission appoint members”, with the remainder of the existing clause struck.

CARRIED

7. **Next meeting:** April 20, 2015.

8. **Motion to Close the Meeting**

MOVED by Commissioner Kellow, **SECONDED** by Commissioner Webster,
That the Salt Spring Island Parks and Recreation Commission close the meeting in
accordance with the *Community Charter* Part 4, Division 3, Section 90(1)(e) the
acquisition, disposition or expropriation of land or improvements, if the council considers
that disclosure could reasonably be expected to harm the interests of the municipality.

The Commission closed the meeting at 6:55pm.



The Commission rose from the closed session at 7:15pm without report.


9. **Adjournment**

The meeting was adjourned at 7:15pm.

CHAIR

SENIOR MANAGER

Project	Comments <i>ITALICS New Information</i>	Capital Reserve (C) General Revenue (O) Actual (A) Revenue (R) Grant Funded (G)
1. TRAILS and BEACH ACCESSES		
1.1 Water Access Points	<p>Beddis Beach- waiting on Provincial works permit to repair retaining wall. Application was forwarded to 13 First Nations groups on December 29, 2014 for comments. Comments are due by January 28, 2015.</p> <p>An approved application was received February 10, 2015. Project date approval from the Department of Fisheries has been requested.</p>	Development \$10,855 (C) \$578 (A)
1.2 Heron Sign located at the end of Kanaka Rd.	<p><i>Drawing by the Outdoor Student Art installation project</i></p> <p>*Sign donated by SSI Conservancy</p>	\$110 (O) \$110 (A)
1.3 Grace Point Boardwalk (Drain and railing replacement)	<p>A mandatory site meeting took place January 7th. Three contractors submitted a bid for the project. Lighthouse Ventures Ltd. was the successful contractor. Work was completed and a site visit was done on March 17, 2015</p> 	\$45,000 (C) revised \$39,714 (A)
1.4 Spring Maintenance	Walk all trails, trim, identify hazards and add to work plan	
1.5 Fern Creek Trail	Repair Stairs, Removal of trees.	\$2000 (O)
1.6 Duck Creek	<p>Upgrades, finish interpretive signage</p> 	\$5000 (C) \$450
1.7 Quarry Beach	Upgrades	\$1000 (O)
1.8 Harrison Baker	Upgrades	\$500 (O)
1.9 Vesuvius Beach Access – off Tantramar	Upgrades	\$1000 (O)
1.10 Trincomali Heights – loop	SRW and construct trail (Labour x 3 weeks)	\$7500 (C)

Project	Comments <i>ITALICS New Information</i>	Capital Reserve (C) General Revenue (O) Actual (A) Revenue (R) Grant Funded (G)
2. RECREATION AND PARK PROJECTS		
2.1 Summer Camps	2015 Summer Student Grant application deadline is January 14, 2015. PARC staff is currently working on their application. This application has been submitted.	
2.2 Pickle Ball	The Pickle Ball association has been contacted and informed that they have permission to paint two Pickleball court lines on the Fulford tennis court. Park staff have permission to use the Fulford Fire Hall pressure washer in early spring to prep the court. The Tennis Association has been contacted and raised no additional concerns.	
2.3 Rotary Park -Tenure Replacement	The tenure with the Ministry of Forests, Lands and Natural Resources, expired on July 31, 2014. The plans that were submitted in 1989 were not sufficient. A new management plan including metes and bound was required. The Ministry also required new drawings and measurements of Rotary Dock. A survey was completed and the required materials have been submitted.	\$3,147 (O) \$3,147 (A)
2.4 Upgrade Mouat Park	Wheelchair accessible, structure-educational use, parking area potholes	\$10,000 (C)
2.5 Upgrade Rotary Park	<i>New garbage containers have been installed. The Rotary Park sign has been removed and is being refinished. Abandoned boats have been removed from the Rotary dock.</i>	\$5000 (O) \$1425 (A) \$1300 (G) From Rotary
2.6 Centennial Park	 <i>Rocking horse re- installed at Centennial Park March 17th</i>	
2.7 Centennial Grants	<i>CRD grants and bylaw office will notify us when the 2017 Centennial Grant applications become available.</i>	
2.8 Spring Break Adventure Camp	<i>PARC piloted a M-Th camp over the two weeks of spring break. There were a total of 26 registrations generating \$3166 in revenue. PARC also offered a Young Chef Camp sponsored by Thrifty Foods that had nine registrants generating \$720 in revenue.</i>	\$3860 (A) \$1200 (G) \$3886 (R)

Project

Comments
ITALICS New Information

Capital Reserve (C)
General Revenue (O)
Actual (A)
Revenue (R)
Grant Funded (G)

<p>2.9 Clean Air Bylaw</p>		<p><i>CRD's Clean Air Bylaw came into effect on April 1, 2015. This bylaw bans smoking in public parks and trails. New Garbage cans and signage have been installed at Centennial Park and Rotary Park.</i></p>	<p><i>100 signs were paid for by CRD's Health and Capital Planning Department</i></p>
-----------------------------------	---	---	---


3. INDOOR POOL PROJECT ITEMS		
<p>3.1 Swim 2 Survive Grant</p>	<p>A grant to provide all grade three students in SD64 with three one hour swim lessons has been submitted the Royal Life Saving Society. Staff was successful in our application for the Swim 2 Survive Grant for \$1295 to pay for bussing and instructor costs for all 74 grade three Salt Spring Island students to attend three one hour swim lessons.</p>	<p>\$1295 (G)</p>
<p>3.2 BCRPA Family Day Grant</p>	<p>Staff were successful in an application for a \$1000 Family Day Grant. The grant allowed PARC to provide free admissions during the Friday Night Madness, The Sunday Toonie and the Monday Everyone Welcome Swims over the Family Day long weekend Feb 6-9th.</p>	<p>\$1000 (G)</p>
<p>3.3 Discounted Pool Pass (March)</p>	<p>On Monday December 15, 2014 the Commission approved the sale of a discounted annual pool pass at the price of \$393.50 for adults and \$256 for children for one month prior to the 2015 fees and charges review. <i>During the month of March 47 Annual Passes were sold. In 2014 a total of six annual passes were sold.</i></p>	<p>\$19,774 (R)</p>

4. MARKETING		
<p>4.1 Leisure Guide</p>	<p>The Spring Summer Leisure Guide will be out later this month</p>	<p>\$8640 (O) \$2750 (A)</p>
<p>4.2 Website Design</p>	<p><i>New program application fillable form- is available on the CRD website and in the Spring Summer Leisure Guide.</i> <i>A request for a sub-sites (outside the CRD website template like Panorama Recreation) will be reviewed by the Website Steering Committee.</i></p>	

Project

Comments
ITALICS New Information

Capital Reserve (C)
General Revenue (O)
Actual (A)
Revenue (R)
Grant Funded (G)

<p>4.3 Facebook</p>	 <p>292 Likes! A Facebook page was created to allow for inexpensive advertising targeting specific demographics on SSI.</p>	<p>\$10 (0)</p>
<p>4.4 Road Sign</p>	<p><i>The chalk board on Vesuvius Bay Road is being mounted with stingers to hold signage that can be changed out each week. The main purpose of the signage will be to advertise PARC programs and events but community groups can also apply to have their information displayed.</i></p>	<p>\$600 (0)</p>

Dan Ovington

From: Family Place <familyplace@ssics.ca>
Sent: Thursday, April 16, 2015 10:59 AM
To: Dan Ovington
Subject: BC Youth Week Events

Hi Dan,

I've abandoned the phone tag for email...

May 1-7th is BC Youth Week and for the past two years we have hosted a youth week barbeque at the Core Inn Youth Drop-In to celebrate and recognize youth in our community. Last year we added a poster contest around the idea of what it was like to be a youth on Salt Spring. This year we thought it would be nice to involve another community partner to raise more awareness around Youth Week. When I approached Jim Raddysh about the idea, he suggested we hold an Inner tube Water Polo match for Friday Night Madness. I think this is a great idea and am wondering if it would be possible to waive the admission fee for youth (grades 6-12) for this event to make it more accessible for any youth to attend. I am meeting with our agency's Communications Coordinator this afternoon about promoting Youth Week events so if there are details on your end as far as advertising and logos go, please let me know. If you go onto the Youth Week website they outline what various levels of sponsorship can offer sponsors in terms of PR.

Look forward to hearing from you,

Best wishes,

Johanna

*Johanna Stiver
Program Coordinator
Salt Spring Island Community Services
(250)537-9176
familyplace@ssics.ca*

**Salt Spring Island Parks and Recreation
Water Usage and Charges 2013 and 2014**

Item 6.2

		Gallons	Cost	Average Cost/gal	Increase
Centennial Park	2013	293,840	\$ 3,178.21	0.0108	
	2014	482,700	\$ 8,918.38	0.0185	58.5%
Rotary Park	2013	103,130	\$ 1,361.81	0.0132	
	2014	114,850	\$ 2,134.27	0.0186	71.1%
Mouat Park	2013	1,650	\$ 389.22	0.2359	
	2014	1,950	\$ 402.93	0.2066	114.2%
Portlock Park	2013	1,301,300	\$ 12,739.86	0.0098	
	2014	1,469,870	\$ 26,456.69	0.0180	54.4%
Rainbow Road Indoor Pool	2013	908,300	\$ 8,981.82	0.0099	
	2014	902,600	\$ 13,608.37	0.0151	65.6%
Maintenance Shop	2013	-	\$ -		
	2014	2,060	\$ 213.90	0.1038	

2015 - based on the increased Meter Charge, each park will cost an additional \$403.20 in 2015. It is not known when the consumption rates will change this year, or not. This does not include Capital Expenditure Charges resulting for the recent referendum.

North Salt Spring Waterworks Rates

2013

Jan 1 - June 30, 2013	Institutional Basic Fee/Meter Charge	\$56.70
	Consumption Charge	\$0.0093/gallon

Effective July 1, 2013	Institutional Basic Fee/Meter Charge	\$58.40
	Consumption Charge	\$0.0096/gallon

2014

Effective July 1, 2014	Institutional Basic Fee/Meter Charge	\$59.57
	7000 gal	0.0098 68.6
	8000 gal	0.0102 81.6
	10000 gal	0.0149 149
	15000 gal	0.0200 300
	60000 gal	0.0206 1236
	Over 100,000 gal	0.0216

2015

Effective January 1, 2015	Institutional Basic Fee/Meter Charge	93.17
	Other rates are the same, for now	



Equipment - Life Cycle Costing																				Notes
Report Item #	Equipment Description	Make	Application	Replacement Cost 2015 est.	Condition	Age	In Years Estimated Service Life	Remaining Life	2015	2016	2017	2018	2019	2020	2021	2022	2023	2024	2025	
Section 1 - Air Handlers																				
1.1	Air Handler	Custom	Main Pool Hall AHU	\$48,000.00	Good	6	15	9	\$0	\$0	\$0	\$0	\$0	\$0	\$0	\$0	\$0	\$0	\$0	Continue to monitor
1.2	Air Handler	McQuay	Pool Hall Outdoor Air	\$29,000.00	Good	6	15	9	\$0	\$0	\$0	\$0	\$0	\$0	\$0	\$0	\$0	\$0	\$0	Continue to monitor
1.3	Air Handler	McQuay	Lobby HVAC	\$28,000.00	Good	6	15	9	\$0	\$0	\$0	\$0	\$0	\$0	\$0	\$0	\$0	\$0	\$0	Continue to monitor
1.4	Air Handler	McQuay	Pool Mech Rm HVAC	\$22,000.00	Good	6	15	9	\$0	\$0	\$0	\$0	\$0	\$0	\$0	\$0	\$0	\$0	\$0	Call in service 2015
Section 2 - Heat Pumps																				
2.1	Heat Pump	WaterFurnace	Process Water - HVAC	\$48,500.00	Good	6	12	6	\$0	\$0	\$0	\$0	\$0	\$0	\$0	\$65,475	\$67,900	\$70,325	\$72,750	Compressor replaced 2013/2014
2.2	Heat Pump	WaterFurnace	Process Water - HVAC	\$48,500.00	Good	6	12	6	\$0	\$0	\$0	\$0	\$0	\$0	\$0	\$65,475	\$67,900	\$70,325	\$72,750	Compressor replaced 2013/2014
Section 3 - Exhaust - Transfer Fans																				
3.1	Exhaust Fan	McQuay	Pool Exhaust Air - HRV	\$28,500.00	Good	6	15	9	\$0	\$0	\$0	\$0	\$0	\$0	\$0	\$0	\$0	\$0	\$0	Continue to monitor
3.2	Exhaust Fan	Cook	Public Washrooms	\$1,820.00	Good	6	15	9	\$0	\$0	\$0	\$0	\$0	\$0	\$0	\$0	\$0	\$0	\$0	Continue to monitor
3.3	Exhaust Fan	Cook	Staff Change Rooms	\$1,760.00	Good	6	15	9	\$0	\$0	\$0	\$0	\$0	\$0	\$0	\$0	\$0	\$0	\$0	Continue to monitor
3.4	Exhaust Fan	Cook	Pool level storage	\$1,000.00	Good	6	15	9	\$0	\$0	\$0	\$0	\$0	\$0	\$0	\$0	\$0	\$0	\$0	Continue to monitor
3.5	Transfer Fan	Cook	Lobby Entrance	\$2,350.00	Good	6	15	9	\$0	\$0	\$0	\$0	\$0	\$0	\$0	\$0	\$0	\$0	\$0	Continue to monitor
Section 4 - Pumps																				
4.1	Circulating Pump	Beil & Gossell	Main Pool Pump	\$6,500.00	Good	6	5	1	\$6,000	\$6,825	\$7,150	\$7,475	\$7,800	\$8,125	\$8,450	\$8,775	\$9,100	\$9,425	\$9,750	Critical Pump - Recommended repair
4.2	Circulating Pump	Beil & Gossell	Whirlpool Circ Pump	\$4,700.00	Good	6	8	2	\$0	\$0	\$0	\$5,405	\$5,640	\$5,875	\$6,110	\$6,345	\$6,580	\$6,815	\$7,050	Continue to monitor
4.3	Circulating Pump	Beil & Gossell	Whirlpool Jet Pump	\$5,100.00	Good	6	8	2	\$0	\$0	\$0	\$5,865	\$6,120	\$6,375	\$6,630	\$6,885	\$7,140	\$7,395	\$7,650	Continue to monitor
4.4	Circulating Pump	Beil & Gossell	Lap Pool Elec Boiler	\$1,000.00	Good	6	10	4	\$0	\$0	\$0	\$0	\$0	\$1,250	\$1,300	\$1,350	\$1,400	\$1,450	\$1,500	Continue to monitor
4.5	Circulating Pump	Beil & Gossell	Whirlpool Elec Boiler	\$1,000.00	Good	6	10	4	\$0	\$0	\$0	\$0	\$0	\$1,250	\$1,300	\$1,350	\$1,400	\$1,450	\$1,500	Continue to monitor
4.6	Circulating Pump	Beil & Gossell	Heating Process Water	\$3,200.00	Good	6	7	1	\$0	\$0	\$3,600	\$3,660	\$3,640	\$4,000	\$4,160	\$4,320	\$4,480	\$4,640	\$4,800	Continue to monitor
4.7	Circulating Pump	Beil & Gossell	Heating Process Water	\$3,200.00	Good	1	7	6	\$0	\$0	\$0	\$0	\$0	\$0	\$0	\$4,320	\$4,480	\$4,640	\$4,800	Pump replaced 2014



Mechanical Systems Service Inc.

Equipment - Life Cycle Costing														Estimated Annual Cost Increase - approximately 3.50%					Notes	
Report Item #	Equipment Description	Make	Application	Replacement Cost 2015 est.	Condition	Age	In Years Estimated Service Life	Remaining Life	2015	2016	2017	2018	2019	2020	2021	2022	2023	2024	2025	
4.8	Circulating Pump	Boil & Gossett	Chilled Process Water	\$3,200.00	Good	6	7	1	\$0	\$0	\$3,520	\$3,680	\$3,840	\$4,000	\$4,160	\$4,320	\$4,480	\$4,640	\$4,800	Continue to monitor
4.9	Circulating Pump	Boil & Gossett	Chilled Process Water	\$3,200.00	Good	1	7	6	\$0	\$0	\$0	\$0	\$0	\$0	\$0	\$4,320	\$4,480	\$4,640	\$4,800	Pump replaced 2014
4.10	Circulating Pump	Burks	Boiler No1	\$2,100.00	Good	6	12	6	\$0	\$0	\$0	\$0	\$0	\$0	\$0	\$2,835	\$2,940	\$3,045	\$3,150	
4.11	Circulating Pump	Boil & Gossett	Dom Storage Recirc	\$950.00	Good	6	10	4	\$0	\$0	\$0	\$0	\$0	\$1,188	\$1,235	\$1,283	\$1,330	\$1,378	\$1,425	Continue to monitor
4.12	Circulating Pump	Boil & Gossett	Dom Hot Recirc	\$950.00	Good	6	10	4	\$0	\$0	\$0	\$0	\$0	\$1,188	\$1,235	\$1,283	\$1,330	\$1,378	\$1,425	Continue to monitor
4.13	Circulating Pump	Boil & Gossett	Tempored Recirc	\$950.00	Good	6	10	4	\$0	\$0	\$0	\$0	\$0	\$1,188	\$1,235	\$1,283	\$1,330	\$1,378	\$1,425	Continue to monitor
4.14	Submersible Pump	Hydromatic	Pool Overflow	\$1,700.00	Good	2	5	3	\$0	\$0	\$0	\$0	\$2,040	\$2,125	\$2,210	\$2,295	\$2,380	\$2,465	\$2,550	Pump replaced 2013
4.15	Submersible Pump	Hydromatic	Pool Overflow	\$1,700.00	Good	2	5	3	\$0	\$0	\$0	\$0	\$2,040	\$2,125	\$2,210	\$2,295	\$2,380	\$2,465	\$2,550	Pump replaced 2015
4.16	Submersible Pump	Hydromatic	Pool Overflow	\$1,700.00	Good	2	5	3	\$0	\$0	\$0	\$0	\$2,040	\$2,125	\$2,210	\$2,295	\$2,380	\$2,465	\$2,550	Pump replaced 2015
4.17	Submersible Pump	Hydromatic	Pool Overflow	\$1,700.00	Good	2	5	3	\$0	\$0	\$0	\$0	\$2,040	\$2,125	\$2,210	\$2,295	\$2,380	\$2,465	\$2,550	Pump replaced 2013
Section 5 - Fluid Cooler - Heat Exchangers																				
5.1	Fluid Cooler	CanCell	Process Water - HVAC	\$23,500.00	Good	6	17	11	\$0	\$0	\$0	\$0	\$0	\$0	\$0	\$0	\$0	\$0	\$0	Continue to monitor
5.2	Plate Heat Exchanger	ITT	Lap Pool Heating	\$4,150.00	Good	6	25	19	\$0	\$0	\$0	\$0	\$0	\$0	\$0	\$0	\$0	\$0	\$0	Continue to monitor
5.3	Plate Heat Exchanger	ITT	Whirlpool Heating	\$4,150.00	Good	6	25	19	\$0	\$0	\$0	\$0	\$0	\$0	\$0	\$0	\$0	\$0	\$0	Continue to monitor
5.4	Plate Heat Exchanger	ITT	Domestic Hot Water	\$4,150.00	Good	6	25	19	\$0	\$0	\$0	\$0	\$0	\$0	\$0	\$0	\$0	\$0	\$0	Continue to monitor
Section 6 - Pool Filters - Pool Chem																				
6.1	Sand Filter	National Filter Line	Lap Pool	\$16,250.00	Good	6	15	9	\$0	\$0	\$0	\$0	\$0	\$0	\$0	\$0	\$0	\$0	\$84,375	
6.2	Sand Filter	National Filter Line	Lap Pool	\$16,250.00	Good	6	15	9	\$0	\$0	\$0	\$0	\$0	\$0	\$0	\$0	\$0	\$0	\$84,375	
6.3	Sand Filter	National Filter Line	Lap Pool	\$13,000.00	Good	6	15	9	\$0	\$0	\$0	\$0	\$0	\$0	\$0	\$0	\$0	\$0	\$19,500	
6.4	Chem Station	AccuTab	Lap Pool Chem	\$4,500.00	Good	6	8	2	\$0	\$0	\$0	\$5,175	\$5,400	\$5,625	\$5,850	\$6,075	\$6,300	\$6,525	\$6,750	
6.5	Chem Station	AccuTab	Whirlpool Chem	\$3,800.00	Good	6	8	2	\$0	\$0	\$0	\$4,485	\$4,680	\$4,875	\$5,070	\$5,265	\$5,460	\$5,655	\$5,850	Alternate service provider
New	Whirlpool Ultraviolet			Check Costs																Alternate service provider
New	Whirlpool Ultraviolet			Check Costs																Alternate service provider



Mechanical Systems Service Inc.

Equipment - Life Cycle Costing					Estimated Annual Cost Increase - approximately 3.50%															Notes	
Report Item #	Equipment Description	Make	Application	Replacement Cost 2015 est.	Condition	Age	In Years Estimated Service Life	Remaining Life	2015	2016	2017	2018	2019	2020	2021	2022	2023	2024	2025		
Section 7 - Boilers - Water Heaters																					
7.1	Hot Water Boiler	Chromalox	Process Water Heat	\$29,000.00	Good	6	15	9	\$0	\$0	\$0	\$0	\$0	\$0	\$0	\$0	\$0	\$0	\$43,500	Continue to monitor	
7.2	Hot Water Boiler	AO Smith	Domestic Hot Water	\$9,200.00	Good	1	5	4	\$0	\$0	\$0	\$0	\$0	\$11,500	\$11,960	\$12,420	\$12,880	\$13,340	\$13,800	Replaced 2015 (end line)	
7.3	Hot Water Boiler	Coates	Lap Pool Heating	\$7,500.00	Good	1	7	6	\$0	\$0	\$0	\$0	\$0	\$0	\$0	\$10,125	\$10,500	\$10,875	\$11,250	PH 1 Replaced 2014	
7.4	Hot Water Boiler	Coates	Whirl Pool Heating	\$7,500.00	Fair	6	7	1	\$0	\$0	\$9,250	\$9,625	\$9,000	\$9,375	\$9,750	\$10,125	\$10,500	\$10,875	\$11,250	Continue to monitor	
Section 8 - Misc. Mechanical Equipment																					
8.1	Expansion Tank	TACO	Heating Process Water	\$950.00	Good	6	15	9	\$0	\$0	\$0	\$0	\$0	\$0	\$0	\$0	\$0	\$0	\$1,425	Continue to monitor	
8.2	Expansion Tank	TACO	Chilled Process Water	\$950.00	Good	6	15	9	\$0	\$0	\$0	\$0	\$0	\$0	\$0	\$0	\$0	\$0	\$1,425	Continue to monitor	
8.3	Heating Water fill station	Various	Heating Process Water	\$2,400.00	Good	6	17	11	\$0	\$0	\$0	\$0	\$0	\$0	\$0	\$0	\$0	\$0	\$0	Continue to monitor	
8.4	Chilled Water fill station	Various	Chilled Process Water	\$2,400.00	Good	6	17	11	\$0	\$0	\$0	\$0	\$0	\$0	\$0	\$0	\$0	\$0	\$0	Continue to monitor	
8.5	Expansion Tank	Airtrol	Domestic Hot Water	\$600.00	Good	6	10	4	\$0	\$0	\$0	\$0	\$0	\$750	\$780	\$810	\$840	\$870	\$900	Continue to monitor	
8.6	Generator	Briggs & Stratton	Emergency Power	\$6,375.00	Good	6	12	6	\$0	\$0	\$0	\$0	\$0	\$0	\$0	\$0	\$0	\$0	\$0	Continue to monitor	
8.7	Building Automation System	Alerton	HVAC systems control	\$45,500.00	Good	6	12	6	\$0	\$0	\$0	\$0	\$0	\$0	\$0	\$0	\$61,425	\$63,700	\$65,975	\$68,250	Continue to monitor
8.8	Lighting Controls System	LIN	Lighting Control	\$19,500.00	Good	6	20	14	\$0	\$0	\$0	\$0	\$0	\$0	\$0	\$0	\$0	\$0	\$0	Continue to monitor	
8.9	Fire Alarm System	Edwards	Fire Alarm System	\$39,000.00	Good	6	20	14	\$0	\$0	\$0	\$0	\$0	\$0	\$0	\$0	\$0	\$0	\$0	Continue to monitor	
8.10	Fire Sprinkler System	Various	Fire Sprinkler	\$65,000.00	Good	6	40	34	\$0	\$0	\$0	\$0	\$0	\$0	\$0	\$0	\$0	\$0	\$0	Continue to monitor	
Section 9 - Storage Tanks																					
9.1	Hot Water Storage Tank	AO Smith	Domestic Hot Water	\$11,500.00	Good	1	7	6	\$0	\$0	\$0	\$0	\$0	\$0	\$0	\$15,525	\$16,100	\$16,675	\$17,250	Replaced 2013	
9.2	Hot Water Storage Tank	AO Smith	Domestic Hot Water	\$11,500.00	Poor	6	6	0	\$0	\$12,075	\$12,860	\$13,225	\$13,800	\$14,375	\$14,950	\$15,525	\$16,100	\$16,675	\$17,250	Replacement recommended	
9.3	Hot Water Storage Tank	AO Smith	Domestic Hot Water	\$11,500.00	Poor	6	6	0	\$0	\$12,075	\$12,860	\$13,225	\$13,800	\$14,375	\$14,950	\$15,525	\$16,100	\$16,675	\$17,250	Replacement recommended	
9.4	Hot Water Storage Tank	AO Smith	Domestic Hot Water	\$11,500.00	Poor	6	6	0	\$0	\$12,075	\$12,860	\$13,225	\$13,800	\$14,375	\$14,950	\$15,525	\$16,100	\$16,675	\$17,250	Replacement recommended	



Equipment - Life Cycle Costing										Estimated Annual Cost Increase - approximately 3.50%										Notes	
Report Item #	Equipment Description	Make	Application	Replacement Cost 2015 est.	Condition	Age	In Years		Remaining Life	2015	2016	2017	2018	2019	2020	2021	2022	2023	2024	2025	
							Estimated	Service Life													
Section 10 - Backflow Preventors																					
10.1	RPBA	Watts	Process Chilled Water	\$950.00	Good	6	9	3		\$0	\$0	\$0	\$0	\$1,140	\$1,188	\$1,235	\$1,283	\$1,330	\$1,378	\$1,425	
10.2	RPBA	Watts	Process Heating Water	\$950.00	Good	6	9	3		\$0	\$0	\$0	\$0	\$1,140	\$1,188	\$1,235	\$1,283	\$1,330	\$1,378	\$1,425	
10.3	RPBA	Watts	Pool Make Up Water	\$1,450.00	Good	6	9	3		\$0	\$0	\$0	\$0	\$1,740	\$1,813	\$1,885	\$1,958	\$2,030	\$2,103	\$2,175	



Making a difference...together

REPORT TO SALT SPRING ISLAND PARKS AND RECREATION COMMISSION MEETING OF MONDAY APRIL 20, 2015

Item 6.4

SUBJECT 2015/16 Proposed Fees and Charges

ISSUE

To seek Salt Spring Island Parks and Recreation Commission approval for proposed annual fees and charges effective September 1, 2015.

BACKGROUND

The fees and charges for Salt Spring Parks and Recreation are annually reviewed and approved by the Commission. Attached (Appendix A) document lists all fees and charges for the Greater Victoria area for recreation centres which consists of facilities with pools. The fees and charges were last increased in 2014 with the majority of increases being applied to pool programs, adult drop-in admissions and pool pass rates. When the Commission approves the fees and charges, the information is sent to Capital Regional District (CRD) finance committee for endorsement by the CRD Board.

Several considerations were reviewed for the 2015/16 annual fees and charges:

- A discounted annual pool pass was piloted in March and proved successful with 47 passes sold bringing in \$19,744 in revenue.
- To continue to encourage youth, adults and families to participate in aquatic recreation it is proposed that annual membership fees be reduced while drop-in fees increase.
- The current pool membership fees are outside of most peoples monthly and annual recreation expenditures.
- No surplus in revenues are anticipated with the current drop-in and membership fee structure.
- The pool operational contract with Recreation Excellence increases by 2% annually.
- The pool facility is seven years old and is now experiencing maintenance repairs as outlined in the 2015 Lifecycle Report.
- North Salt Spring Water Works increased their fees in October 2014.
- The second phase of the Saturday Market survey was completed and a staff report was presented for permit fees.
- The 2015 Market in the Park fees were approved by the CRD Board in February 2014.

The proposed fees and charges, before applicable tax and including GST, have been identified in a chart (Appendix A). The changes are summarized as follows:

- Free pool admissions for children five and under.
- Aquatic drop in fees increased by 25 cents.
- Aquatic monthly memberships re-calculated to equalling the value of ten drop in visits.
- Annual memberships reduced by 30%.
- Youth annual memberships are listed at the same price as a child annual memberships.

**Salt Spring Island Parks and Recreation Commission
2015/2016 Proposed Fees and Charges-April 20, 2015**

- Introducing an annual pass for aquatic fitness based on a 30% discount of 12 monthly passes.
- No increase to commercial filming fees.
- No increases to pool program fees or school group lessons.
- Park and pool rental fees to increase 2%.
- Removal of Camp Colossal rates from the fees and charges bylaw (Program fees are not typically listed this bylaw).
- Addition of a park cleanup fee of \$32.30/hr. for permit holders who have not cleaned up after themselves.
- Addition of a picnic shelter rental fee Drummond and Portlock park of 10.19/hr to a maximum of \$51/day. (Current fee exists at Centennial).
- Non-Sufficient Funds Cheque fee of \$15 (Standard CRD charge not previously listed).
- Addition of a \$5 administration fee for refunds (No charge to leave refund on account).

ALTERNATIVES

That the Salt Spring Island Parks and Recreation Commission recommends to the Capital Regional District Finance Committee

1. To approve the recommended fees and charges in Appendix A.
2. To approve the recommended fees and charges in Appendix A as amended.
3. That the report be referred back to staff for further review.

CONCLUSION

CRD staff wages increased by 2% in 2014 and saw another 2% increase in January 2015. Raising fees annually to offset additional staff costs is needed to maintain our current service level. The pool operational contract with Recreation Excellence increases by 2% annually. An increase in pool admission revenue is not expected under the current aquatic drop-in and membership fee structure. Reducing membership fees is expected to encourage patrons to buy into the membership model and increase their participation in aquatic recreation as seen during the piloted project this past March.

RECOMMENDATION(S)

That the Salt Spring Island Parks and Recreation Commission recommends to the Capital Regional District Finance Committee

To approve the recommended fees and charges in Appendix A.

Salt Spring Island Parks and Recreation Commission
2015/2016 Proposed Fees and Charges-April 20, 2015


Dan Ovington
Parks and Recreation Manager
Karla Campbell
Senior Manager
Salt Spring Island Electoral Area

DO/ts

Attachments: Appendix A - Salt Spring Island Leisure Services Fees and Charges 2015/2016
Appendix B - Capital Regional District Bylaw No. 3952

**SALT SPRING ISLAND LEISURE SERVICES
PROPOSED FEES AND CHARGES
Effective September 1, 2015**

INDOOR POOL - GENERAL ADMISSION FEES ("Everyone Welcome", Lap Swim)
Excluding Taxes (Including GST)

Class of Person	Single	10 x Pass (get 10 for 9)	20 x Pass (get 20 for 17)	1 Month Pass	Annual Pass
Adult (19 yrs and older)	5.48 (5.75)	49.29 (51.75)	93.10 (97.75)	54.76 (57.50)	390.48 (410.00)
Youth (13-18 yrs or valid student card)	4.29 (4.50)	38.57 (40.50)	72.86 (76.50)	42.86 (45.00)	280.95 (295.00)
Child (6-12 yrs)	3.33 (3.50)	30.00 (31.50)	56.67 (59.50)	33.33 (35.00)	280.95 (295.00)
Tot (5 yrs and under)	No Charge	No Charge	No Charge	No Charge	No Charge
Family (max 5 people)	12.38 (13.00)	111.43 (117.00)	210.48 (221.00)	123.81 (130.00)	780.95 (820.00)
"Toonie Swim" * (Incl applicable taxes)	1. 90 (2.00)	N/A	N/A	N/A	N/A

Single Admission rates will apply for use of whirlpool or showers only.
Single Admission rates apply to each entry per day.

* As Scheduled

INDOOR POOL - LESSON FEES – (Private lessons include taxes)

	Individual	Session (Set of 10)
½ hour Lesson (non-taxable)	6.00	60.00
¾ hour Lesson (non-taxable)	7.00	70.00
½ hour Private Lesson	20.95 (22.00)	
½ hour Semi-Private Lesson (2 people)	31.42 (33.00)	
School Group Lessons (non-taxable) (per hour/per day)	1 st child – 3.60 2 nd child – 2.80 3 rd child or more – 2.05	

INDOOR POOL - AQUATIC FITNESS – (Including GST)

	Drop-In	10 x Pass (get 10 for 9)	1 Month Pass	Annual
Participant	7.14 (7.50)	64.29 (67.50)	64.55 (67.80)	547.62 (575.00)

INDOOR POOL - RENTAL RATES – (Including GST)

Class of Organization	Per Lane	Entire Facility
Commercial Organizations (includes 2 staff)		297.81 (313.70)
Non-Profit Organizations		198.52 (208.45)
Youth Aquatic Sport Organizations	12.43 (13.05)	74.43 (78.15)
Adult Aquatic Sport Organizations	24.81 (26.05)	148.90 (156.35)
School Organizations	12.43 (13.05)	74.43 (78.15)
Birthday Party (youth)		148.90 (156.35)
Lifeguard/Instructor (additional staff)**		28.50 (29.95)

** Lifeguard/Instructor is additional charge at times outside of normal operating hours and where additional staff is needed. Max participants = 35 (additional lifeguard charges apply to larger groups)

FACILITIES				
	Per hour plus Tax			
	Non-Profit			Non-Recreational Commercial
Facility	Youth	Adult	Recreational Commercial	
Tennis Courts (per court)	No Charge	No Charge	6.14 (6.45)	12.24 (12.85)
Ball Diamonds	No Charge	No Charge	6.14 (6.45)	See Park Use Fees
Main Field - Portlock	No Charge	No Charge	6.14 (6.45)	
Side Field - Portlock	No Charge	No Charge	6.14 (6.45)	
Jogging Track	No Charge	No Charge	6.14 (6.45)	
Portlock Meeting Room	No Charge	No Charge	6.14 (6.45)	12.24 (12.85)
Portlock Meeting Room AV Rental	No Charge	15.33 (16.10)	15.33 (16.10)	15.33 (16.10)

PARK USE (plus applicable tax)		
	Permit Fee (per day)	Damage Deposit (non-taxable)
Commercial Filming - minimal set up, less than 5 days	300.00 (315.00)	1000.00
Commercial Filming - Elaborate set up, less than 10 days	500.00 (525.00)	1000.00
Commercial Service or Activity	200.00 (210.00) 500.00 per week	1000.00
Commercial Temporary One-Time Use - such as helicopter landing for equipment pick up	100.00 (105.00)	500.00
Temporary Service Access - for such purposes as accessing private property, utility or public works	No Charge	500.00
Research Activity - such as specimen collection, surveys, inventories, monitoring plots	30.00 (31.50)	500.00
Tournaments – League only	0.00	500.00
Weddings - Ceremony only (with or without guests)	25.00 (26.25)	500.00
- Ceremony and Reception	50.00 (52.50)	500.00
Special Event or Activity - such as a festival which attracts participants and spectators (no alcohol)	100.00 (105.00)	500.00
Gazebo in Centennial Park	10.19 (10.70)/hour to maximum 51.00 (53.55)/day	100.00
Drummond Park Picnic Shelter	10.19 (10.70)/hour to maximum 51.00 (53.55)/day	100.00
Portlock Park Picnic Shelter	10.19 (10.70)/hour to maximum 51.00 (53.55)/day	100.00
Clean Up Fee	32.30 per hour	
Administration Fee - For Refunds (No charge to leave credit on account)	\$5.00	
NSF Cheque Fee	\$15.00	
Road Sign at Portlock (commercial)	\$25.00 Weekly	

Fee Exemptions:
<ul style="list-style-type: none"> - may be made when all participants are under 18 years of age (recreation) - may be made when activity provides a benefit or improvement to the community park - may be made for any school district sponsored activity - Damage Deposit may be waived at the discretion of PARC for long-standing events with history of good management.

SATURDAY MARKET IN THE PARK

PERMITS (Including GST)	2015 Sept 1 – Dec 31	2016 Jan 1 – Aug 31
Seasonal	\$190.48 (200.00) / season	\$194.29 (204.00) / season
Farm	\$190.48 (200.00) / season	\$194.29 (204.00) / season
Day	\$5.95 (6.25) / day	\$6.19 (6.50) / day
Not-for-Profit	\$.95 (1.00) / season	\$.95 (1.00) / season
Youth Vendor	\$.95 (1.00) / season	\$.95 (1.00) / season
Busker	\$.95 (1.00) / season	\$.95 (1.00) / season
Off-Season	\$23.81 (25.00) / off-season	\$24.29 (25.50) / off-season
LINEAR CHARGES (Maximum 8 feet frontage, unless grandfathered or a farmer)	2015 Sept 1 – Dec 31	2016 Jan 1 – Aug 31
Seasonal	\$1.90 (2.00) / frontage foot / day	\$1.95 (2.05) / frontage foot / day
Farm	\$1.90 (2.00) / frontage foot / day	\$1.95 (2.05) / frontage foot / day
	\$0 / additional frontage foot/day up to 2 feet maximum	\$0 / additional frontage foot/day up to 2 feet maximum
Day	\$1.90 (2.00) / frontage foot / day	\$1.95 (2.05) / frontage foot / day
OTHER		
Power	\$23.81 (25.00) / season where available	\$24.29 (25.50) / season where available
Wash Station/ Water	\$33.33 (35.00) / season	\$34.05 (35.75) / season

Bylaw No. 3952

Appendix A – Capital Regional District Bylaw No. 3952

CAPITAL REGIONAL DISTRICT

BYLAW NO. 3952

A BYLAW TO AMEND BYLAW NO. 3623
TO UPDATE THE RECREATION SERVICES AND FACILITIES FEES FOR 2014-2015

The Board of the Capital Regional District in open meeting assembled enacts as follows:

1. Bylaw No. 3623, the "Capital Regional District Recreation Services and Facilities Fees and Charges Bylaw No. 1, 2009" is amended as follows:
 - a) By deleting Schedules "A" through "F" in their entirety and replacing with the attached Schedules "A" through "F":

Schedule "A" – Juan de Fuca Recreation Centre (West Shore);

Schedule "B" – Panorama (Saanich Peninsula);

Schedule "C" – SEAPARC (Sooke and Juan de Fuca Electoral Area);

Schedule "D" – Salt Spring Island Parks and Recreation;

Schedule "E" – Juan de Fuca Electoral Area Parks and Recreation; and

Schedule "F" – Port Renfrew Community Recreation Centre.
2. The effective date is stated on each Schedule.
3. This Bylaw may be cited as "Capital Regional District Recreation Services and Facilities Fees and Charges Bylaw No. 1, 2009, Amendment Bylaw No. 5, 2014".

READ A FIRST TIME THIS	9 th	DAY OF	July	2014
READ A SECOND TIME THIS	9 th	DAY OF	July	2014
READ A THIRD TIME THIS	9 th	DAY OF	July	2014
ADOPTED THIS	9 th	DAY OF	July	2014

CHAIR

CORPORATE OFFICER

SCHEDULE "A"

JUAN DE FUCA RECREATION CENTRE (WEST SHORE)

FEES AND CHARGES

(Effective dates noted in each section.)

DROP- IN FEES (swim, skate, weight room, fitness classes)		
Fees Effective: September 1, 2014 to August 31, 2015		
(Single drop-in admissions include applicable taxes. Passes have applicable taxes added at purchase time.)		
Adult (19 – 54)	Single Admission (incl. tax)	\$ 6.25
	10x	\$ 53.50
	20x	\$ 95.20
	1 month	\$ 54.00
	3 month	\$ 137.00
	12 month	\$ 380.00
Senior (55 plus)	Single Admission (incl. tax)	\$ 4.50
	10x	\$ 38.60
	20x	\$ 68.60
Student (13 – 18)	Single Admission (incl. tax)	\$ 4.50
	10x	\$ 38.60
	20x	\$ 68.60
Child (6 – 12)	Single Admission (incl. tax)	\$ 3.15
	10x	\$ 27.00
	20x	\$ 48.00
Family (Max. 5)	Single Admission (incl. tax)	\$ 12.50
	10x	\$ 107.10
	6 month	\$ 420.00
	12 month	\$ 760.00
Child Minding	Per 75 minutes (incl. tax)	\$ 3.50
	10x	\$30.00

INDOOR RENTAL FEES	
Fees Effective: September 2, 2014 to September 1, 2015	
(All fees subject to applicable taxes.)	
ROOMS (Fee per hour unless noted otherwise. Fees align with SD62 fees where noted)	
Small Rooms: Boardroom, Gllangcolme, Spinnaker, Upper and Lower Clubhouse, JDF Seniors Centre – Rooms 201-202 and Centennial Centre Rooms	
Non-profit Adult (In alignment with SD62)	\$ 25.00
Non-profit Youth (In alignment with SD62)	\$ 14.00
Party Room Rental (Charge per/hour with a 2 hour minimum rental)	\$ 57.00
Commercial (Charge per/hour with a 2 hour minimum rental)	\$ 32.00
Clubhouse and Fieldhouse Change Rooms	
Non-profit Adult / Community	\$ 12.25
Non-profit Youth / Community	\$ 9.25
Large Rooms: Lookout Lounge, Galleon Room, Kinsmen Fieldhouse, 55+ Centre Auditorium and Room 101	
Non-profit Adult / Meetings or User Group (In alignment with SD62)	\$ 35.00
Non-profit Youth / Meetings or User Group (In alignment with SD62)	\$ 25.00
Commercial (Charge per/hr with 2hr minimum)	\$45.00
Commercial – Full Day Rental	\$360.00
Wedding Rooms: Kinsmen Fieldhouse and 55+ Centre Auditorium	
Wedding Reception – Full Day Rental	\$350.00
Wedding Ceremony – Outdoor	\$300.00
Wedding Ceremony – Indoor	\$200.00
Wedding Extra Set-up Time (Starts at 5pm the day before the wedding)	\$150.00
Swimming Pool (no guard)	
Adult Commercial (i.e. Scuba)	\$ 196.00
Youth Commercial / Swim Clubs	\$ 90.00

ARENA FACILITIES Fees Effective: September 2, 2014 to September 1, 2015 (All fees subject to applicable taxes.)	
Juan de Fuca / The Q Centre – Ice	
<i>Rates per hour unless otherwise noted.</i>	
Ice – Adult prime time *	\$ 215.00
Ice – Adult non-prime time **	\$ 150.00
Ice – Midnight Rate (midnight to 6 am)	\$ 105.00
Ice – Youth prime time*	\$ 115.00
Ice – Youth non-prime time**	\$ 94.00
Ice – School District #62 Hockey Academy	\$ 94.00
Ice – Commercial prime time	\$ 222.00
Victoria Grizzlies – Games and Practices	Lease
Westshore Wolves Jr B – Games and Practices	Lease
The Q Centre, JdF Arena and Curling Rink Full Day (24hrs)	Lease
Skate Rentals (incl. tax)	\$ 3.25
Lesson – Skate Rental 10 Punch pass (incl. tax)	\$ 15.00
* Prime: Mon. to Fri. 6:00 am – 8:00 am, 4:00 pm to 11:30 pm; Sat. and Sun. 6:00 am to 11:30 pm ** Non-Prime: Mon. to Fri. 8:00 am – 4:00 pm and 11:30 pm – Midnight; Sat. and Sun. 11:30 pm - Midnight	
School Groups (District #62)	
1 – 50 Participants	\$ 68.80
51 – 100 Participants	\$ 102.00
Skate Rentals (incl. tax)	\$ 1.50
Juan de Fuca / The Q Centre / Curling Rink – Dry Floor	
Arena Dry Floor – Adult	\$ 73.00
Arena Dry Floor – Youth	\$ 50.00
Curling Rink Dry Floor – Adult	\$ 73.00
Curling Rink Dry Floor – Youth	\$ 50.00
Victoria Sr. Shamrocks Games and Practices	Lease
Victoria Jr. Shamrocks Games and Practices	Lease
Juan de Fuca / The Q Centre / Curling Rink – Special Events (Not including Arena Sports Tournaments)	
JdF Arena Full Day (24 hrs) – Community Group	\$ 1,000.00
JdF Arena Full Day (24 hrs) – Commercial	\$ 2,000.00
The Q Centre Arena Full Day (24 hrs) – Community Group	\$ 2,000.00
The Q Centre Arena Full Day (24 hrs) – Commercial	Lease
Curling Rink Full Day (24 hrs) – Community Group	\$ 1,000.00
Curling Rink Full Day (24 hrs) – Commercial	\$ 2,000.00
Move/In Out days for full day rentals will be at 50% of the base rate.	
Juan de Fuca Curling Rink - Ice	
Ice – Youth (per person)	\$ 36.00
Ice Daytime – 1 sheet (2 hours)	\$ 50.00
Ice Daytime – 8 sheets (2 hours)	\$ 400.00
Ice Night, Mini Spiel, Misc – 1 sheet (2 hours)	\$ 78.00
Ice Night, Mini Spiel, Misc – 8 sheets (2 hours)	\$ 624.00
Inter-Club – 1 sheet (2 hours)	\$ 28.00
Inter-Club – 8 sheets (2 hours)	\$ 224.00
CR (Curling Club) Bonspiel (1 evening, 2 days)	\$ 750.00
Jr. Bonspiel (2 days)	\$ 340.00

EQUIPMENT RENTAL – OTHER FEES Fees Effective: September 2, 2014 to September 1, 2015 (All fees subject to applicable taxes.)	
Indoor/Outdoor Electricity ((per 100 amp service / hour) not including labour as needed)	\$ 6.00
Electric Permit per event	\$ 100.00
Electrician per hour (WSPR Staff)	\$ 80.00
Garbage (per 6 yard bin) (Cost recovered for extra pickup for waste)	\$ 115.00
Forklift with Operator (WSPR Staff) (per hour)	\$ 80.00
Bleachers (each per day – rental only; not including labour and transport)	\$ 12.50
Garbage and Recycling Set-up (up to 8 garbage and recycling cans per event)	\$ 50.00
Garbage and Recycling Removal (per hour)	\$ 36.00
Tables (each/1 day) (Delivered – Client sets up)	\$ 8.50
Tables (each/2 day) (Delivered – Client sets up)	\$ 12.00
Tables (each/3 or more days) (Delivered – Client sets up)	\$ 14.00
Chairs (each/1 day) (Delivered – Client sets up)	\$ 0.80
Chairs (each/2 days) (Delivered – Client sets up)	\$ 1.20
Chairs (each/3 or more days) (Delivered – Client sets up)	\$ 1.60
Flipchart (per event)	\$ 5.75
Flipchart paper (per event)	\$10.00
Podium (per day)	\$ 6.00
Screen (per day)	\$ 6.00
Overhead Projector (with screen) (per day)	\$ 12.50
TV with DVD on cart (per day)	\$ 12.50
LCD Projector (with screen) (per day)	\$ 50.00
Cordless Microphone (per day)	\$ 10.00

GOLF COURSE GREEN FEES AND RENTALS (All fees include applicable taxes.)	
Summer April 1, 2015 - September 30, 2015	
Child/Youth	\$ 9.50
Adult	\$ 14.25
Family*	\$ 38.00
Extra Rounds	\$ 10.00
Winter October 1, 2014 - March 31, 2015	
Child/Youth	\$ 9.50
Adult	\$ 10.00
Family*	\$ 30.00
Extra Rounds	\$ 9.75
Club Rentals	\$ 7.25
Cart Rentals	\$ 4.75
*Family rate includes 4 people with 2 adults maximum	

OUTDOOR FACILITIES Fees Effective: September 2, 2014 to September 1, 2015 All fees subject to applicable taxes; some rates include tax as noted.	
Sand Volleyball Courts / Tennis Courts (per court, per hour)	
Youth (incl. tax)	\$ 7.50
Adult (incl. tax)	\$ 15.00
Commercial – Youth (incl. tax)	\$ 15.50
Commercial – Adult (incl. tax)	\$ 31.00
BMX Track	Lease
Ball Diamonds (per diamond per hour – minimum 2 hour rental)	
Youth	\$ 7.20
Adult	\$ 14.40
Commercial – Youth	\$ 15.00
Commercial – Adult	\$ 30.00
Playing Fields (per field per hour – minimum 2 hour rental) & Skateboard Park	
Youth	\$ 7.20
Adult	\$ 14.40
Commercial – Youth	\$ 15.00
Commercial – Adult	30.00
Lights - Field 1, 2 & 3 – Youth & Adult (incl. tax)*	\$ 31.92
Lacrosse Box (per hour)	
Youth	\$ 7.20
Adult	\$ 14.40
Commercial – Youth	\$ 15.00
Commercial – Adult	\$ 30.00
Lights – Lacrosse Box (incl. tax)*	\$ 8.96
Picnic Shelter (per hour)	\$ 15.00

*Can be booked in ½ hour blocks at 50% of the rate

SCHEDULE "B"

PANORAMA RECREATION CENTRE FEES AND CHARGES
Effective September 1, 2014 to August 31, 2015

DROP- IN FEES (swim, skate, weight room, aerobic classes) Admission fees inclusive of tax		
Adult (19 – 59)	Single Admission	\$ 6.75
	10x	\$ 60.80
	25x	\$ 143.75
	50x	\$ 270.00
	1 month	\$ 57.00
	3 month	\$ 136.00
	6 month	\$ 233.00
	12 month	\$ 395.00
	One Week Visitor Pass	\$ 21.00
	Lifetime Membership 90 yrs+	Free
Senior (60 plus)	Single Admission	\$ 5.50
	10x	\$ 49.50
	25x	\$ 117.00
	50x	\$ 220.00
	1 month	\$ 57.00
	3 month	\$ 136.00
	6 month	\$ 233.00
	12 month	\$ 395.00
Children and Youth (6 – 18)	Single Admission	\$ 3.50
	10x	\$ 31.50
	25x	\$ 74.50
	50x	\$ 140.00
	12 month	\$ 59.00
	With Valid Parent Adult Annual Pass	Free
Family (Max. 5)	Single Admission	\$ 13.50
Regional Pass All Ages	12 month (includes tax)	\$ 475.00

RACQUET SPORTS (Subject to applicable tax)	
<i>Rates per hour unless otherwise noted*</i>	
Outdoor Tennis (per ½ hour)	\$ 3.81
Outdoor Tennis (per ½ hour - online)	\$ 2.86
Tennis – Prime (1 hour)	\$ 25.24
Tennis – Prime (1 hour - online)	\$23.33
Tennis – Economy	\$ 22.86
Tennis – Economy (1 hour - online)	\$20.95
Tennis – Non-Prime (1 hour)	\$ 15.00
Tennis – Non-Prime (1 hour - online)	\$13.10
Squash – Prime	\$ 13.33
Squash – Non-Prime (45 minutes)	\$ 11.43
Squash – Non-Prime (45 minutes - online)	\$ 10.24
Squash Pass: 22 visits	\$ 204.76
Racquet – Rental	\$ 2.14
<i>Rates per day</i>	
Complex – Off Season	\$ 1,538.10
Complex – Off Season (Move In/Out)	\$ 771.43
Complex – In Season	\$ 2,152.38
Complex – In Season (Move In/Out)	\$ 904.76
Complex – Off Season Commercial	\$ 2,152.38
Complex – Off Season Commercial (Move In/Out)	\$ 904.76
Complex – In Season Commercial	\$ 2,571.43
Complex – In Season Commercial (Move In/Out)	\$ 1,285.71
*See Panorama Recreation brochure for the definition of prime, non-prime and economy. Off Season is defined as being between May 1 st and September 30 th .	

AQUATICS (Subject to applicable tax)	
<i>Rates per hour</i>	
Pool Rental – Youth	\$ 109.52
Pool Rental – Adult	\$ 144.50
Pool Rental – Commercial	\$ 158.50
Pool Rental – Lifeguard/Instructor (additional staff) **	\$ 28.50
Lane Rental – Youth	\$ 13.70
Lane Rental – Adult	\$ 20.25
Lane Rental – Commercial	\$ 22.25
**Lifeguard/Instructor is additional charge at times outside of normal operating hours and where additional staff is needed. Max participants = 35 (additional lifeguard charges apply to larger groups). Pool Rentals do not include slide use. Slide use will require an additional 2 lifeguards.	

ARENA FACILITY (Subject to applicable tax, unless otherwise stated)	
<i>Rates per hour unless otherwise noted</i>	
Ice – Adult Prime*	\$ 221.00
Ice – Adult Non-Prime	\$ 165.00
Ice – Adult Midnight**	\$ 100.00
Ice – Youth Prime	\$ 116.00
Ice – Youth Non-Prime	\$ 95.00
Junior B Hockey Practice***	\$ 127.00
Junior B Game ****	\$ 128.00
Ice – Commercial (Tournament rate e.g. Pacific Cup, Salsa)****	\$ 220.00
Dry Floor – Adult	\$ 68.00
Dry Floor – Adult League	\$ 66.00
Dry Floor – Youth	\$ 44.00
Dry Floor – Youth League	\$ 42.00
Dry Floor – Commercial (Trade Show)	\$ 71.00
Skate Rental	\$ 3.33
Arena Staff	\$ 28.50
<i>Rates per day</i>	
Complex – Ice Season Commercial (per day)	\$ 2,700.00
Complex – Ice Season Commercial (Move In/Out)	\$ 1,350.00
Complex – Dry Floor Commercial (per day)	\$ 1,095.00
Complex – Dry Floor Commercial (Move In/Out)	\$ 545.00
* See the Peninsula Recreation Commission Ice Allocation Policy for the definition of prime time. ** Adult Midnight is charged between 12:00am and 5:00pm Monday to Friday ***Commercial rate may vary depending on market demand (fee is charged for both Prime and Non-Prime times) ****Additional \$25 per hour to be charged if Panther's do not supply security (Group booking 1.5 hrs after 10:00pm are given 15 additional minutes and not charged ice clean; Groups booking 1.5 hrs after 12:00am are given 30 additional minutes and not charged ice clean)	

PANORAMA ROOM RENTAL (Subject to applicable tax)	
<i>Rates per hour unless otherwise noted</i>	
Boardroom – Youth	\$ 21.50
Boardroom – Adult	\$ 28.00
Boardroom – Commercial and Birthday Party	\$ 33.00
Island Room – Youth	\$ 20.50
Island Room – Adult	\$ 26.50
Island Room – Commercial and Birthday Party	\$ 35.00
Fitness Studio – Youth	\$ 28.00
Fitness Studio – Adult	\$ 42.00
Fitness Studio – Commercial and Birthday Party	\$ 48.00
Fitness Studio – Setup/Take Down	\$ 31.00
Lobby/Concourse	\$ 12.00

CENTRAL SAANICH CULTURAL CENTRE (Subject to applicable tax)	
<i>Rates per hour unless otherwise noted</i>	
Cultural Centre Room A – Youth	\$ 28.00
Cultural Centre Room A – Adult	\$ 35.00
Cultural Centre Room A – Commercial	\$ 43.00
Cultural Centre Room A – Daily Fee Commercial	\$ 277.00
Cultural Centre Room B – Youth	\$ 26.00
Cultural Centre Room B – Adult	\$ 33.00
Cultural Centre Room B – Commercial	\$ 41.00
GREENGLADE COMMUNITY CENTRE (Subject to applicable tax)	
<i>Rates per hour unless otherwise noted</i>	
Classroom – Youth	\$ 23.50
Classroom – Adult	\$ 29.00
Classroom – Commercial and Birthday Party	\$ 43.00
Gymnasium – Youth	\$ 36.00
Gymnasium – Adult	\$ 43.00
Gymnasium – Commercial and Birthday Party	\$ 70.00
Teen Lounge	\$ 42.00
Staff Supervision	\$ 28.50
Playing Field	\$ 15.00
Open facility for two hours (washroom/power use)	\$ 57.00
NORTH SAANICH MIDDLE SCHOOL (Subject to applicable tax)	
<i>Rates per hour unless otherwise noted*</i>	
Science Classroom – Youth*	\$ 23.50
Science Classroom – Adult*	\$ 29.00
Science Classroom – Commercial*	\$ 43.00
Multipurpose – Youth***	\$ 69.00
Multipurpose – Adult***	\$ 79.00
Multipurpose – Commercial***	\$ 121.00
Gymnasium – Youth**	\$ 50.00
Gymnasium – Adult**	\$ 60.00
Gymnasium – Commercial and Birthday Party**	\$ 92.00
Staff Supervision	\$ 28.50
* Home Ec. Room used for Panorama Recreation Centre Programs	
** Half Gymnasium rental is half the regular fee	
*** One third of Multipurpose rental is one third the regular fee	
MISCELLANEOUS (Subject to applicable tax)	
Table Rental Fee (special events tournaments)	\$ 3.00
Chair Rental Fee (special events tournaments)	\$ 0.75
Event Power (special events tournaments)	\$ 215.00
Dumpster (special events tournaments)	\$ 350.00

MISCELLANEOUS ADMINISTRATION (Inclusive of tax)		
Administration Fee		\$ 5.00
Administration Fee for Regional Pass Monthly Payments		\$ 25.00
NSF Cheque Fee		\$ 15.00
Declined Credit Card Fee		\$ 15.00
Card Replacement		\$ 10.00
Loonie Admission		\$ 1.00
Toonie Admission		\$ 2.00
Locker (small/medium)		\$0.25
Locker (large)		\$0.50
Child Minding	per hour	\$ 3.50
	x10	\$ 33.60

ADVERTISING FEES		
BROCHURE ADVERTISING (Subject to applicable tax)		
Banner Ad (2 x 7.25)		\$ 245.00
Banner Ad (2 x 7.25) three brochures (20% discount)		\$ 615.00
Banner Ad (4 x 7.25)		\$ 405.00
Banner Ad (4 x 7.25) three brochures (20% discount)		\$ 1,005.00
Front/Back Inside Cover (full gloss 9.5 x 7.25)		\$ 1,075.00
Front/Back Inside Cover (full gloss 9.5 x 7.25) three brochures		\$ 2,665.00
Back Cover (full gloss 9.5 x 7.25)		\$ 1,275.00
Back Cover (full gloss 9.5 x 7.25) three brochures		\$ 3,200.00
Inside Full Page (program partnership)		Negotiated
Design Fee (per hour)		\$ 72.00
FACILITY ADVERTISING (Subject to applicable tax)		
Rink Board A (per year)		Negotiated
Wall Board A (per year)		Negotiated
Rink Board B (per year)		Negotiated
Wall Board B (per year)		Negotiated
Reado Sign	Daily	Negotiated
	Weekly	Negotiated
Aquatic Wall Board		Negotiated
Tennis Wall Board		Negotiated
LCD Display		Negotiated
Panther's Arena B Advertising Exclusivity		Negotiated
Hanging Banner (per year)		Negotiated
Title Sponsor of Event		Negotiated
PARTNERSHIPS		
Employee Wellness Facility Access		Negotiated
Partners of Panorama		Negotiated

SEAPARC RECREATION FEES AND CHARGES
Effective September 1, 2014

DROP- IN FEES (swim, skate, weight room, aerobic classes) Admission fees inclusive of tax		
Adult (19 – 64)	Single Admission	\$ 5.75
	10x	\$ 51.80
	1 month	\$ 57.50
	12 month	\$ 431.25
	Lifestyle Pass	\$365.00
Senior (65+)	Single Admission	\$ 4.35
	10x	\$ 39.20
	1 month	\$ 43.50
	12 month	\$ 326.25
Student (19+)	Single Admission	\$ 4.35
	10x	\$ 39.20
	1 month	\$ 43.50
	12 month	\$ 326.25
Youth (13 – 18)	Single Admission	\$ 3.45
	10x	\$ 31.00
	1 month	\$ 34.50
	12 month	\$ 258.75
Child (5 – 12)	Single Admission	\$ 2.90
	10x	\$ 26.10
	1 month	\$ 29.00
	12 month	\$ 217.50
Family (Maximum 5)	Single Admission	\$11.50
	10x	\$ 103.50
	1 month	\$ 115.00
	12 month	\$ 730.00
Preschool Age (4 and Under)	Single Admission	\$ 0.00
Regional Pass All Ages		\$ 475.00

MISCELLANEOUS ADMINISTRATION (Includes applicable tax)	
Administration Fee	\$ 10.00
Card Replacement	\$ 5.00
Towel Rental	\$ 2.00
Shower Fee	\$ 2.90
Loonie Admission	\$ 1.00
Toonie Admission	\$ 2.00
POOL FACILITY (Rates per hour unless otherwise noted; Subject to applicable tax)	
Private Swim Lesson (15 min.)	\$ 11.75
Private Swim Lessons (15 min.) (5 lessons discount)	\$ 10.00
Pool Rental (includes 2 guards)	\$ 148.00
Pool Rental Guard/Instructor (additional staff)	\$ 23.00
Lane Rental – Commercial	\$ 24.50
Lane Rental – Youth	\$ 10.50
Lane Rental – Adult	\$ 20.50
ARENA FACILITY (Rates per hour unless otherwise noted; Subject to applicable tax)	
Private Skate Lesson (15 min.)	\$ 11.75
Private Skate Lesson x 5 (15 min) (5 lessons discount)	\$ 10.00
Ice – Adult Prime*	\$ 214.00
Ice – Adult Non-Prime	\$ 182.50
Ice – Youth Prime (8 pm – 10 pm Weekdays; 7 pm – 10 pm Weekends)*	\$ 210.00
Ice – Youth Non-Prime*	\$ 105.00
Ice – Youth Early Morning Resident*	\$ 52.50
Ice – Youth Early Morning Non Resident*	\$ 105.00
SD 62 School Use*	\$ 77.00
Dry Floor – Adult Non Profit*	\$ 73.00
Dry Floor – Youth Resident*	\$ 36.50
Dry Floor – Youth Non Resident*	\$ 73.00
Dry Floor – Commercial*	\$ 107.00
RATES PER DAY FOR THE FOLLOWING:	
Complex – Dry Floor Non Profit (per day)*	\$ 1,165.40
Complex – Dry Floor Non Profit (Move In/Out)*	\$ 551.00
Complex – Dry Floor Commercial (per day)*	\$ 1,713.50
Complex – Dry Floor Commercial (Move In/Out)*	\$ 811.00
*Discounted rental rates may be negotiated if the event provides a benefit to the community and/or facility space available in low priority times	
ARENA SKATE SHOP FEES (Includes applicable tax)	
Skate Rental	\$ 2.50
Skate Rental – Family Rate (Maximum 5)	\$ 5.00
Skate Rental – SEAPARC Lessons	\$ 1.00
Skate Sharpening	\$ 4.50
Skate Sharpening 10x	\$ 40.50

SEAPARC ROOM RENTAL (Rates per hour; Subject to applicable tax)	
Boardroom	\$ 15.50
Boardroom – Local Non Profit	\$ 0.00
Multipurpose Room – Half Room	\$ 30.50
Multipurpose Room – Full Room	\$ 61.00
SEAPARC STAN JONES FIELD (Subject to applicable tax)	
Per Game	\$ 20.50
FACILITY ADVERTISING (Subject to applicable tax)	
Rink Board (per year)	\$ 600.00
Zamboni Ad (per year)	\$ 1,000.00

SALT SPRING ISLAND LEISURE SERVICES PROPOSED FEES AND CHARGES Effective September 1, 2014					
Indoor Pool - General Admission Fees ("Everyone Welcome", Lap Swim) – Excl Taxes					
Class of Person	Single	10 x Pass (get 10 for 9)	20 x Pass (get 20 for 17)	1 Month Pass	Annual Pass
Adult (19 yrs and older)	5.24	47.15	89.04	56.80	535.31
Youth (13-18 yrs or valid student card)	4.02	35.71	67.54	43.71	428.30
Child (4-12 yrs)	2.99	26.79	50.67	32.81	321.21
Tot (3 yrs and under)	No Charge	No Charge	No Charge	No Charge	No Charge
Family (max 5 people)	12.10	107.23	202.59	131.03	766.52
"Toonie Swim" * (Incl applicable taxes)	1. 90	N/A	N/A	N/A	N/A
Single Admission rates will apply for use of whirlpool or showers only. Single Admission rates apply to each entry per day.					
* As Scheduled					

Indoor Pool - Lesson Fees – Excl Taxes (With HST)		
	Individual	Session (Set of 10)
½ hour Lesson		57.00
¾ hour Lesson		70.00
½ hour Private Lesson	20.95	
½ hour Semi-Private Lesson (2 people)	31.42	
School Group Lessons (per hour/per day)	1 st child – 3.60 2 nd child – 2.80 3 rd child or more – 2.05	

Indoor Pool - Aquatic Fitness – Excl Taxes (With HST)			
	Drop-In	10 x Pass	1 Month Pass
Participant	7.10	62.59	64.55

Indoor Pool - Rental Rates – Excl Taxes (With HST)		
Class of Organization	Per Lane	Entire Facility
Commercial Organizations		291.96
Non-Profit Organizations		194.64
Youth Aquatic Sport Organizations	12.19	72.99
Adult Aquatic Sport Organizations	24.33	145.98
School Organizations	12.19	72.99
Birthday Party (youth)		145.98

From: SSI Parc <ssiparc@crd.bc.ca>
Sent: Thursday, March 12, 2015 12:16 PM
To: saltspring
Subject: FW: letter to the editor

From: Rick & Juliette Laing[SMTP:
Sent: Thursday, March 12, 2015 12:16:04 PM
To: SSI Parc
Subject: Fw: letter to the editor
Auto forwarded by a Rule

I am sending you my letter published in the Driftwood this week. Could you please ensure that the members of the Parc board read it.

Thank you, Rick Laing

----- Original Message -----

From: Rick & Juliette Laing
To: news@gulfislandsdriftwood.com
Sent: Friday, March 06, 2015 12:55 PM
Subject: letter to the editor

To the Editor, Gulf Islands Driftwood;

There is some "deja vu" in Robin A. Williams' plan to revitalize the shoreline park across from Park Drive since that was the intention all those years ago when the boardwalk was envisioned and built. What is different is the political side of focusing on "Cyrus Peck, Conservative MLA and War hero". To anyone who has read historical details of World War I (there are many but try Birdsong by Sebastian Faulks) the life of a Lieutenant Colonel such as Cyrus Peck would have been very different from the poor sod in the trenches facing inhuman conditions and execution for disobeying an order. There were six other Victoria Crosses given out on that day of battle, Sept 2, 1918, two of them to men who were mortally wounded.

Cyrus Peck lived a long and comfortable life unlike the millions of young men who died unknown in the mud of France. We can remember them, and our Salt Spring Island lads who gave their lives so generously, at our Centennial Park Cenotaph. So, CRD and PARC, keep politics out of this little park - do a minor restoration where folks may pause and simply admire the natural beauty of the harbour.

Rick Laing



Making a difference...together

**Minutes of the Regular Meeting of the Salt Spring Island Trails Advisory Committee
Held March 10, 2015, School Board Meeting Room, 112 Rainbow Road, Salt Spring Island, BC**

DRAFT

Present: Members: (Chair) Rob Wiltzen, Phillip Grange, Herb Otto, Matt Kellow, Stefan Cermak, William Schulze, Gary Quiring, Maureen Millburn, Judy Fry
Staff: Dan Ovington, PARC Manager; Erin Jory, Recording Secretary
Absent: Kees Ruurs, Nieke Visser, Jean Gelwicks, John Borst, Maxine Leichter

Chair Wiltzen called the meeting to order at 5:15pm.

1. Approval of Agenda

MOVED by S. Cermak, **SECONDED** by P. Grange,
That the agenda be approved with the addition of item 6.1, Islands Tides article.

CARRIED

2. Adoption of Minutes

MOVED by W. Schulze, **SECONDED** by G. Quiring,
That the minutes of the meeting of January 13, 2015 be approved with the following amendments:

- 7.2 bullet point 9: PARC has jurisdiction on trailhead first 90 feet section, change BC Parks in place of SSI Conservancy and change Islands Trust Fund in place of Islands Trust;
- Erskine Trail counting: H. Otto will discuss funding opportunities with BC Parks for new trail counters.

CARRIED

3. Presentations/Delegations

There were no presentations/delegations.

4. Reports – Verbal

The Chair did not provide a report.

5. Reports

5.1 Trail Project Status Report – Kirk Harris

- **1.8 - Duck Creek**
 - Broadwell entrance to Duck Creek – question on parking lot work. Kirk will take it up with Mainroad Contracting.
 - Question of whether there could be any off street parking on Sunset side.
- **2.2 Trincomali Heights Loop**
 - Last link of the loop that connected the loop trail back to the road was forfeited due to understanding with Sherry Berkowitz in neighbouring farm to have the path through there. Kirk is trying to locate owner of lot 8 which is original loop

connector. Unknown whether Sherry Berkowitz is still on island or still owns farm land.

5.2 Operations Work Plan – Dan Ovington, PARC Manager

- An offer has been presented on a property for playing fields. If offer accepted, a lot of work will be required going forward.
- Working on a Recreational Needs Assessment. Will try to target the gaps in the fall with new programs. Looking for quotes right now on Needs Assessment project, focus groups, surveys etc.
- Staff will present report on beach accesses for next meeting.

6. Outstanding Business

6.1 Gulf Islands Trails Society

Article left at PARC office from Island Tides on GITS. TAC sees no need to revisit as we have mechanisms for liability that are no less flexible than the GITS insurance.

7. New Business

7.1 Project List Salt Spring Island Trails, Dot Voting:

1. Old Goat Trail
2. Hedgers Turn
3. Liberty Hall Lane
4. Croftonbrook – Mouat Park West
5. Baker Ridge – Lyoness
6. Mouat East
7. Bryant Hill

Staff will investigate development costs for top three projects and report to Commission at next meeting.

7.2 Channel Ridge

Concern raised over rumours that trails may be disappearing with sale of land. Staff will check and make sure that the Licence of Occupation remains registered on title with the land and not with the owner.

8. Next Meeting: May 12, 2015, Portlock Portable.

9. Adjournment

The meeting was adjourned at 7:30pm.

CHAIR
