



Making a difference...together

**GANGES SEWER SERVICE
ANNUAL REPORT
TUESDAY, 29 NOVEMBER 2011**

Operations

With few exceptions, the Ganges sewer system has operated reliably in the past year. Significant events and activities include:

- Repairs to the Harbour and Manson lift station pumps and electrical components
- Treatment plant repairs / replacements:
 - Repaired broken aeration line at equalization tanks
 - Repaired influent and effluent pumps
 - Replaced level control at influent and effluent wet well
 - Replaced actuators on cyclic aeration system
 - Repaired mixer at anoxic zone
 - Repaired process pumps
 - Replaced wash cycle solenoid valve at screens
 - Replaced UV system

Flows through the Ganges wastewater treatment plant have decreased by 7 percent since 2007 (Figure 1), despite growth in the community. Sewer flows are significantly influenced by inflow and infiltration (I&I) during wet weather, as illustrated in Figure 2.

Figure 1. Total Annual Flows

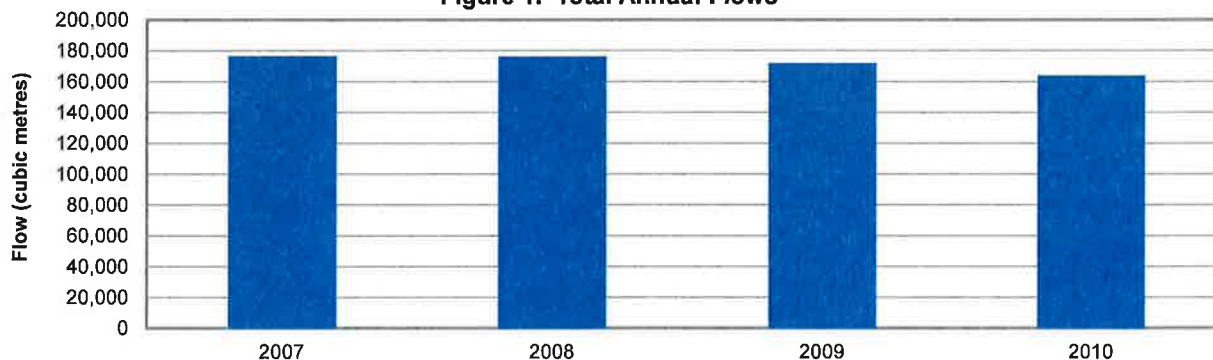
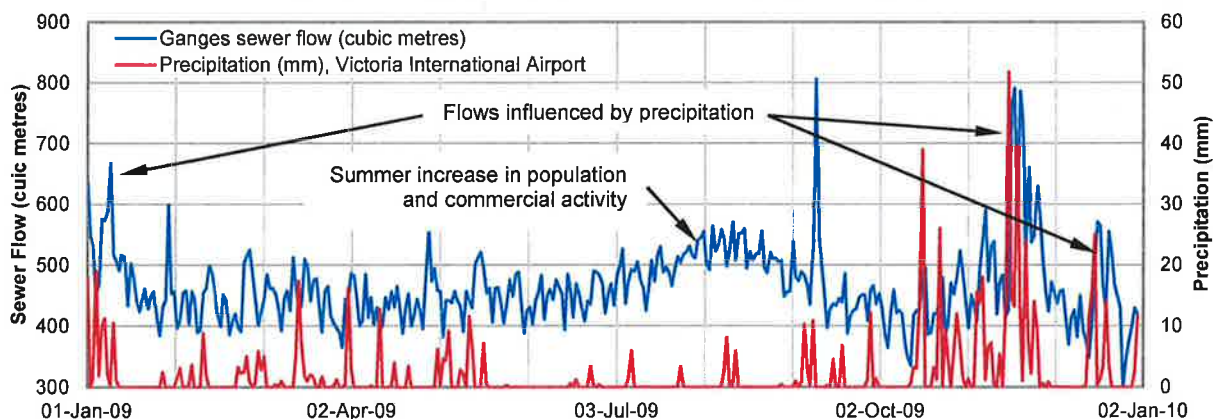


Figure 2. Ganges Daily Sewer Flow and Precipitation, 2009



Regulatory Compliance

The Ganges sewer system complied with its provincial waste management permit between January 2010 and June 2011, with one exception: On April 20, 2010, a failure of the UV system resulted in a fecal coliform count over the permit limit of 200 CFU/100ml. The UV system was restored to service April 28.

Capital Plan

The following projects were approved in the 2010 and 2011 Capital Plans for the Ganges Sewer Service:

Project	Budget	Status at November 10, 2011
Development Cost Charge Study (2010)	\$10,000	Completed at a revised budget of \$15,000. Final cost was \$12,283
Replace Air Supply Piping (2010)	\$45,000	Completed at a cost of \$26,248
Replace Failed UV System Controls (2010)	\$75,000	Equipment was delivered April 2011 with electrical deficiencies, pending resolution by the vendor; \$73,291 expended
SCADA System / Remote Monitoring Upgrades (2010)	\$30,000	Completed at a revised budget of \$45,000. Final cost was \$44,911
Replace Thickener Cover (2010)	\$18,000	Completed at a cost of \$7,180
Asset Condition Evaluation, Engineering Study (2010, 2011)	\$30,000	Substantially complete, pending final report; \$28,485 expended
Major Equipment Replacement – Ganges WWTP (2011)	\$20,000	Parts are ordered

In addition to the above projects, the Ganges Sewer Service Commission approved a \$5,000 project to supply and install a surge suppressor to protect the UV equipment. This work has been completed at a cost of \$4,422. Although the UV system replacement will be over budget, the overall capital plan is expected to be completed within budget. Of the total original budget of \$233,000 for the above projects, \$196,820 was expended as at November 10, 2011.

2010 Financial Report

The Ganges 2010 revenue of \$535,970 includes \$481,953 from user charges and \$58,954 in parcel taxes. The total expenditure for 2010 was \$560,598 (Figure 3). Disposal costs exceeded budget by \$71,418 in 2010, primarily due to a tipping fee increase and service interruptions in sludge processing at the Salt Spring Island Liquid Waste facility. This unplanned cost was partially mitigated by eliminating a planned transfer of \$39,594 to the Ganges Sewer Service Capital Reserve Fund.

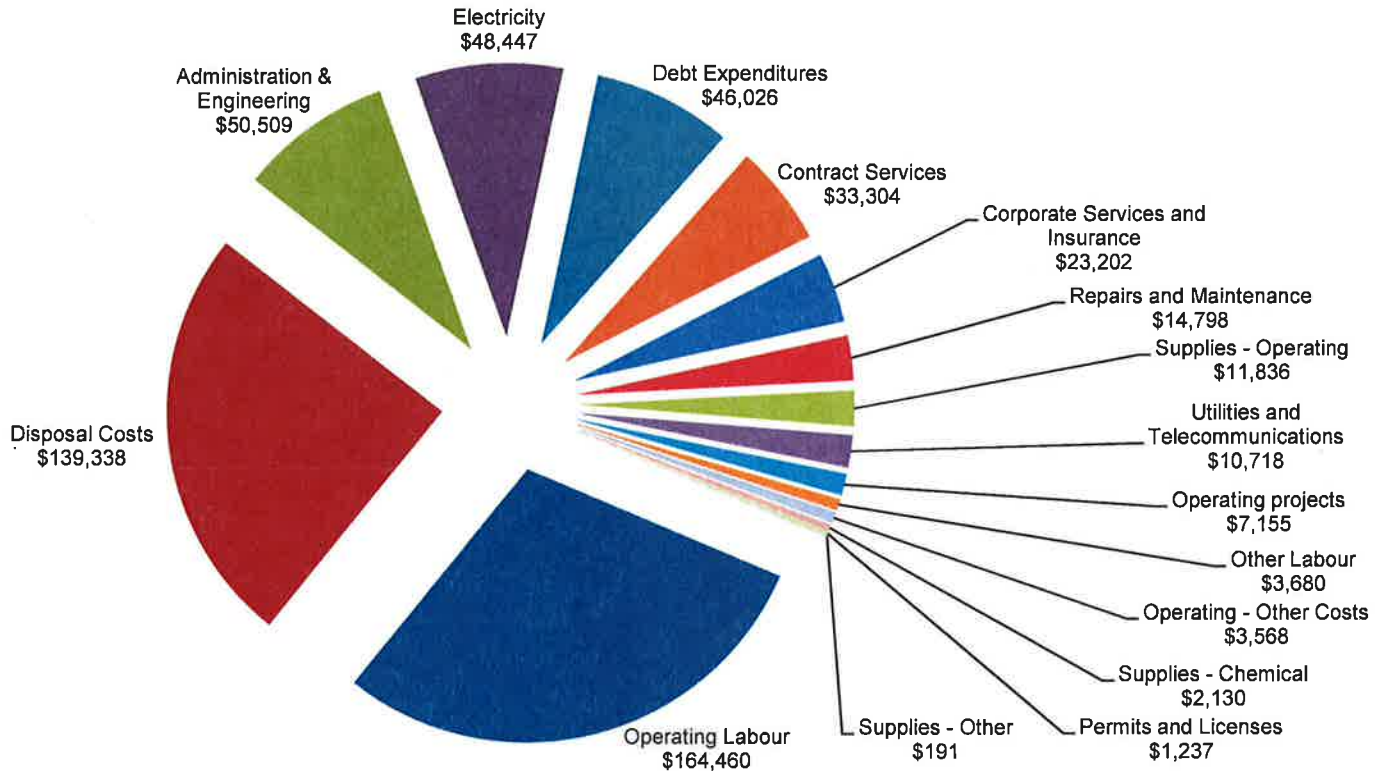
In 2010 expenses exceeded revenues by \$24,628 at year end, which was partially offset by a \$21,279 surplus carried forward from 2009, leaving a net deficit of \$3,349 carried forward to 2011. At 31 December 2010, the Ganges Sewer Service held \$44,513 in its Capital Reserve Fund and \$96,437 in its Capital Purchase Fund.


Water System Problems - Who to Call:

To report any event or to leave a message regarding the Ganges sewer system, call:


CRD local operator (Ganges Wastewater Treatment Plant): 250-537-4314
CRD emergency call centre: 1-250-474-9630
CRD general enquiries: 1-800-663-4425

Figure 3. 2010 Actual Operating Expense \$560,598





Ted Robbins, B.Sc., CTech
Senior Manager, Water Management



J.A. (Jack) Hull, MBA, PEng
General Manager, Integrated Water Services
Concurrence

TR:CS:ls
Attachment: 1

CAPITAL REGIONAL DISTRICT

**Sewer Revenue Fund
Statement of Financial Activities
For the Year Ended December 31, 2010**

	Ganges Sewerage System
Revenue	
Transfers from government	\$ 42,729
Sale of services	481,953
Other revenue from own sources:	
Permits	-
Interest earnings	380
Other revenue	10,763
Grants in lieu of taxes	145
	<u>535,970</u>
Expenditure	
General government services	19,520
Other	540,045
Salaries and wages	-
Other fiscal services	1,033
Recovery	-
	<u>560,598</u>
Net revenue (expenditure)	(24,628)
Transfers to own funds:	
Sewer Capital Fund	-
Reserve Funds	-
Equipment Replacement Fund	-
Transfers from own funds:	
Sewer Capital Fund	-
Revenue Funds	-
Reserve Funds	-
Change in fund balance	(24,628)
Opening balance	21,279
Closing balance	\$ (3,349)