



Making a difference...together

CEDARS OF TUAM WATER SERVICE COMMISSION
Notice of Annual General Meeting on **December 3, 2012 at 1 pm**
Fulford Hall OAP, Anderson Room, Salt Spring Island, BC

R. Bain (Chair)

M. Gillies

W. McIntyre

AGENDA

1. Approval of Agenda
2. Chair's Report
3. Annual Report
4. Election of Officers
5. New Business
6. Adjournment

To ensure a quorum, advise Tracey Shaver at 250.537.4448 if you cannot attend.



Making a difference...together

**CEDARS OF TUAM WATER SERVICE
ANNUAL REPORT
MONDAY, DECEMBER 3, 2012**

Operations

The Cedars of Tuam water system operated reliably in 2011. There was only one significant event and that was locating and repairing a leak at 256 Roland Road.

Capital Plan

Staff and the Cedars of Tuam Water Service Commission have been developing a Statutory Right of Way agreement with the Gulf Islands School District for access and use of the well that was drilled and tested at the Isabella Point School property in 2010.

A well and distribution upgrade study for the Cedars of Tuam system was started in 2011, to determine the quantity, age, condition and approximate life expectancy of the water mains and other system infrastructure; and develop a long-term financial plan to fund infrastructure renewal and development of new works, such as the well, to maintain an acceptable level of service and stable annual cost of service.

Water Quality

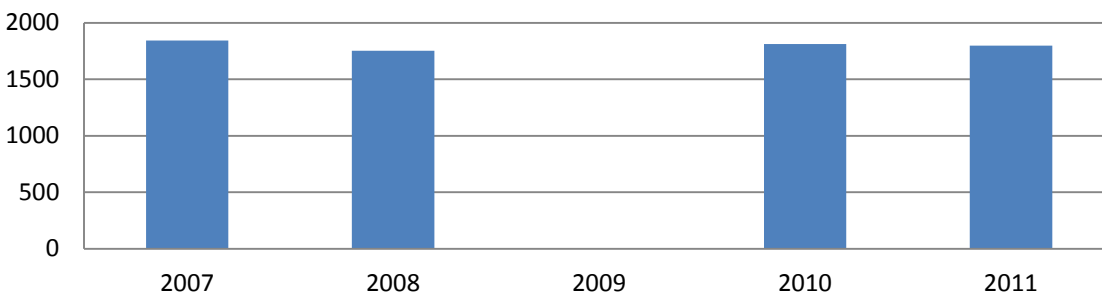
The analytical results of water samples collected in 2011 from the Cedars of Tuam Water System show that the quality of drinking water was satisfactory and well within regulatory limits.

Water Supply and Demand

The total amount of water produced into the Cedars of Tuam water distribution system in 2011 was 1,798 cubic metres (m³), an estimated decrease of less than 1% from 2010 (Figure 1). The monthly flows for September through Decemebr 2011 are based on previous years averages due to siltation of the bulk meter. A vortex filter has since been installed to capture silt in the raw water well discharge pipe. Monthly production (Figure 2) indicates little seasonal variation in water usage since 2007.

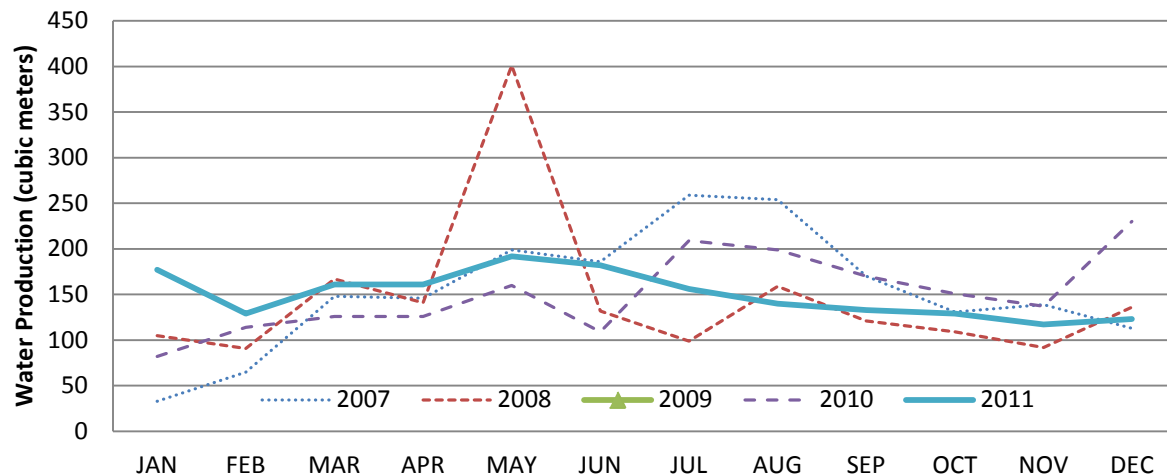
Total usage measured through customer meters in 2011 was 1,694 m³. The difference between production and total metered consumption, called non-revenue water, includes distribution leaks, meter error, and unmetered uses such as distribution system maintenance. Non-revenue water in 2011 was 104 m³, or less than 6% of overall production. Non-revenue water was 6.5 m³ per service connection, which is very low for infrastructure of the age and construction of the Cedars of Tuam system.

Figure 1. Total Annual Production



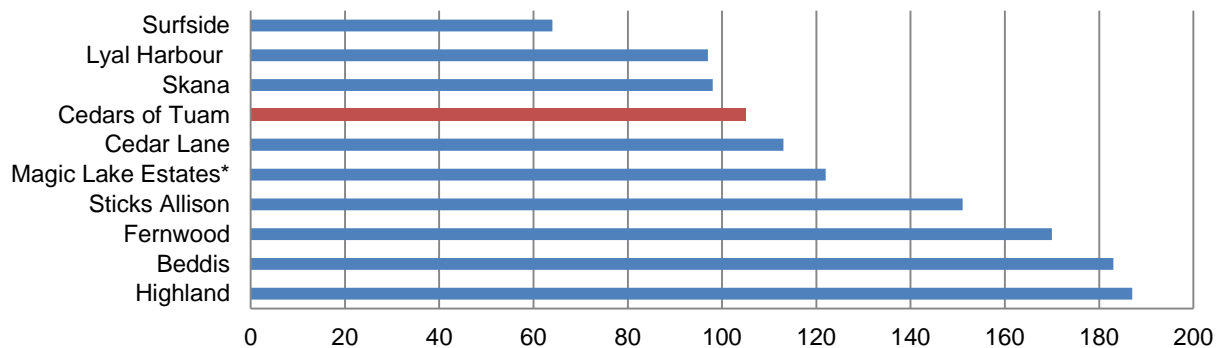
*Note: 2009 production data not available due to silt in meter.

Figure 2. Water Production by Month



The average Cedars of Tuam account used 105 cubic metres of water in 2011. A 2011 comparison of average annual water consumption per residential service connection for other CRD Gulf Islands metered distribution systems is provided in Figure 3.

Figure 3. Average Annual Water Use per Connection (cubic meters)
CRD Gulf Islands Metered Water Systems



*MLE consumption adjusted as figures included incorrect meter reads and rolled volumes

Financial Report

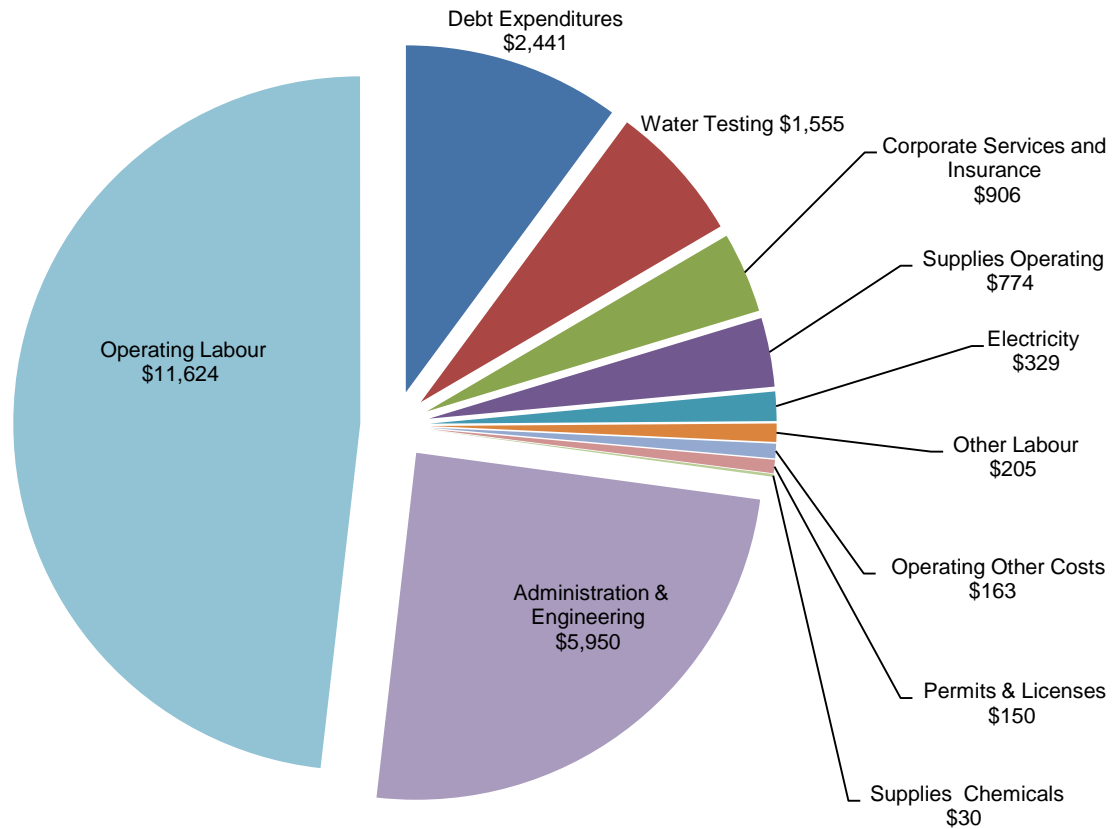
A 2011 year end financial statement for the Cedars of Tuam water service is attached. Total revenues of \$27,465 consisted primarily of \$27,404 from user fees and consumption charges. The 2011 fixed user charge was \$1,658.63 per property. The consumption charge based on metered volumes at each property was as follows:

- First 75.0 m³ or portion - \$0.90/m³) Per quarterly billing period
- Greater than 75 m³ - \$7.70/m³)

Revenue exceeded budgeted revenue by \$483, including the \$1,411 deficit carried into 2011 from 2010. Total expenditures of \$24,127 were under budgeted expenditures by \$1,444. The net result at year end was a \$1,927 surplus carried into 2012. At 2011 year end, the Capital Reserve Fund balance was \$4,881.

Figure 4. Operating Expenses

Cedars of Tuam 2011 Actual Operating Expenses \$24,127



Water System Problems - Who to Call:

To report any event or to leave a message regarding the Cedars of Tuam water system, call:

CRD water system emergency call centre: 1-250-474-9630
CRD local operator (Ganges Wastewater Treatment Plant): 250-537-4314
CRD water system general enquiries (toll free): 1-800-663-4425

Cam Preece
A/Senior Manager, Water Management

Ted Robbins, BSc, CTech
A/General Manager, Integrated Water Services
Concurrence

TR:CP:ls:mm
Attachment: 1

CAPITAL REGIONAL DISTRICT

WATER REVENUE FUND
Statement of Operations (Unaudited)
For the Year Ended December 31, 2011

	Cedars of Tuam Water Supply
Revenue	
Transfers from government	\$ -
Sale of services	27,404
Other revenue from own sources:	
Interest earnings	1
Other revenue	60
Total revenue	27,465
Expenses	
General government services	1,560
Grants in aid	-
Other expenses	22,511
Salaries and wages	-
Fiscal services	56
Recovery	-
Total expenses	24,127
Net revenue (expenses)	3,338
Transfers to own funds:	
Capital Funds	-
Reserve Funds	-
Equipment Replacement Fund	-
Transfers from own funds:	
Reserve Funds	-
Annual surplus	3,338
Accumulated surplus, beginning of year	(1,411)
Accumulated surplus, end of year	\$ 1,927