

## Early COVID-19 Impacts On CRD Funded Arts Organizations

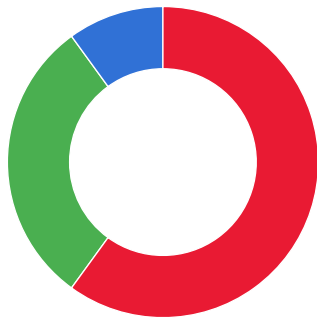
The CRD Arts & Culture Support Service conducted a survey to provide a snapshot of current impacts on organizations funded through the Operating and Project grant funding streams. The survey was undertaken during the week of June 9-17, 2020. There was a 76% response rate with 60 complete responses from 79 organizations surveyed.

### Summary

The survey reflects a high level of uncertainty in the sector with only one organization reporting no cancellation of programming. 82% anticipate financial losses in the year ending 2020. 46% of organizations have had to cancel programming in the year ending 2021 with the remaining organizations unsure at this time. 28% of organizations report that they will lay off staff.

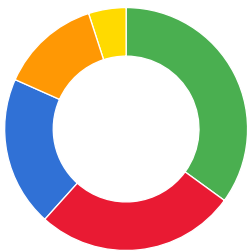
In response to changed circumstances 78% of organizations have developed alternative formats to replace cancelled events. Alternative programming has been primarily delivered via the web and includes video, podcast and other audio, live forums and other convening events. About 8% have delivered street level exhibitions, 3.5% have created printed materials and 14% have provided programming in unspecified "other" formats.

**What type of grant do you receive?**



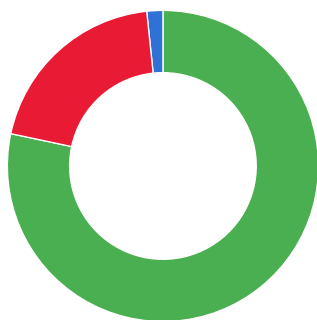
- Annual operating - 18(30.0%)
- Multi-year operating - 6(10.0%)
- Projects, Series and Extended Programming - 36(60.0%)

**What is your organization's annual budget size?**



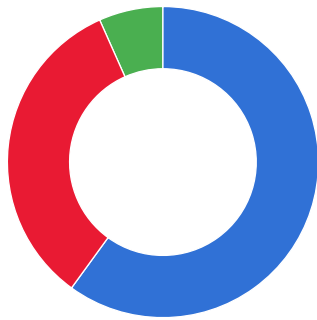
- 0 - \$49,000 - 21(35.0%)
- \$50,000 - \$99,000 - 12(20.0%)
- \$100,000 - \$499,000 - 16(26.7%)
- \$500,000 - \$999,000 - 3(5.0%)
- > \$1,000,000 - 8(13.3%)

**What is your current operational status?**



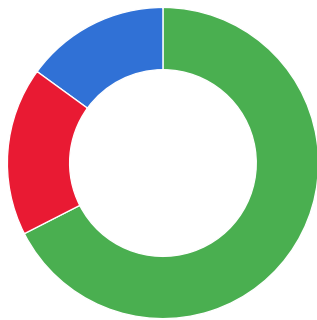
- We are operating but have modified our usual operations and programming. - 47(78.3%)
- We are open and operating with programming as usual. - 1(1.7%)
- We are not operating but anticipate reopening. - 12(20.0%)

**Do you rent/lease or own your space?**



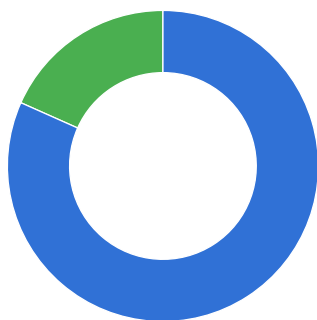
- Yes, own - 4(6.7%)
- Yes, rent/lease - 36(60.0%)
- No, we do not have a space. - 20(33.3%)

**Are you able to retain your space during the Provincial State of Emergency due to COVID-19?**



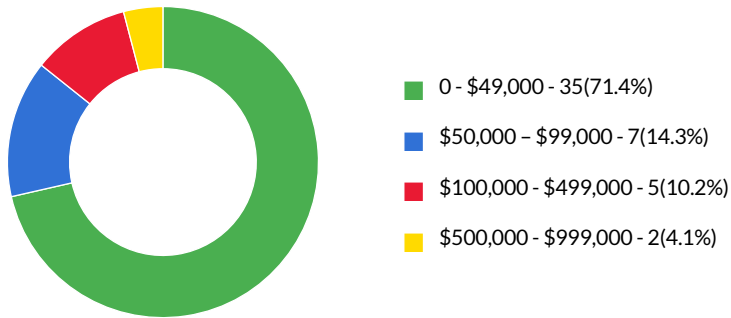
- Yes - 27(67.5%)
- No - 6(15.0%)
- Not sure - 7(17.5%)

**Do you anticipate financial losses in your current operating year (ending 2020) due to the COVID-19 pandemic?**

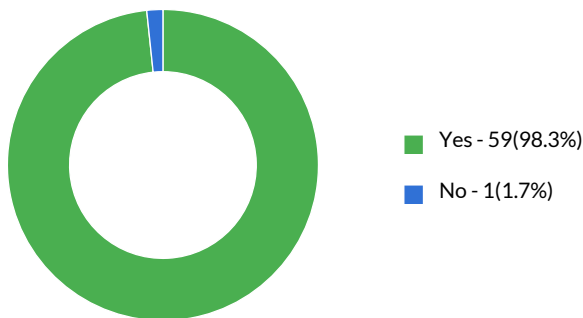


- No - 11(18.3%)
- Yes - 49(81.7%)

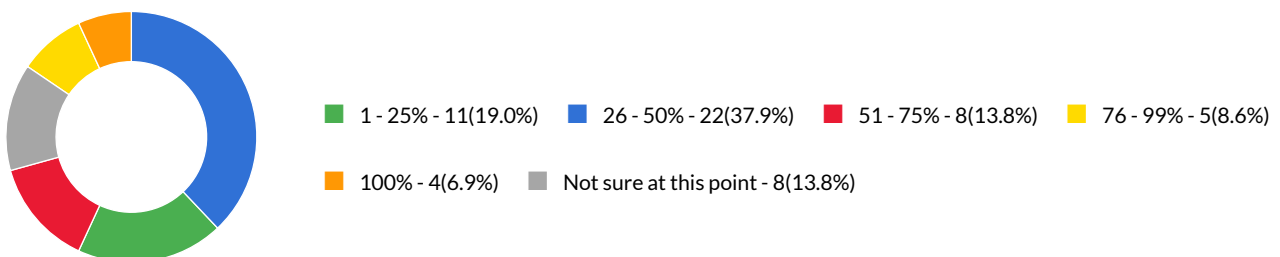
What is the amount of financial loss you anticipate in your current operating year (ending 2020) due to the COVID-19 pandemic?



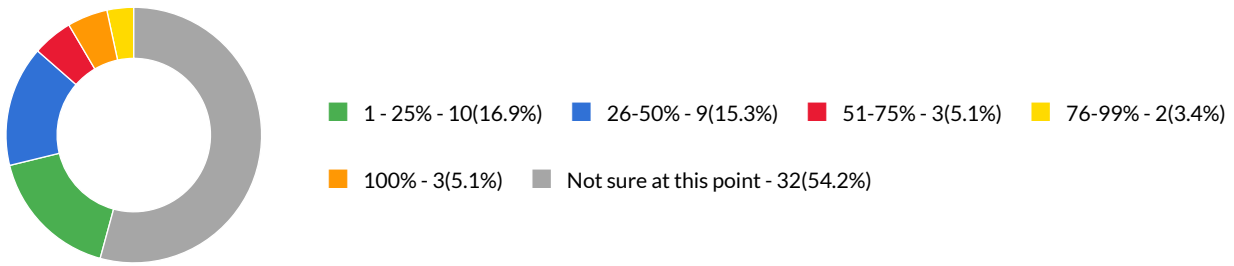
Have you cancelled anything because of the COVID-19 pandemic?



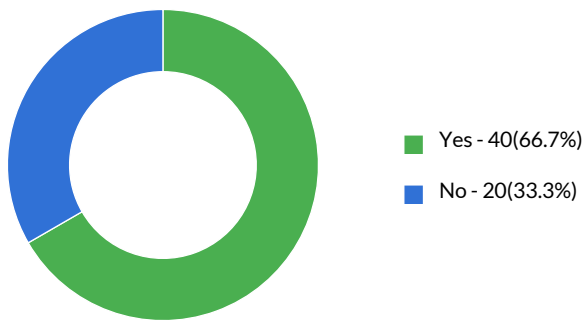
What per cent of regular programming in your current year (ending 2020) has been cancelled?



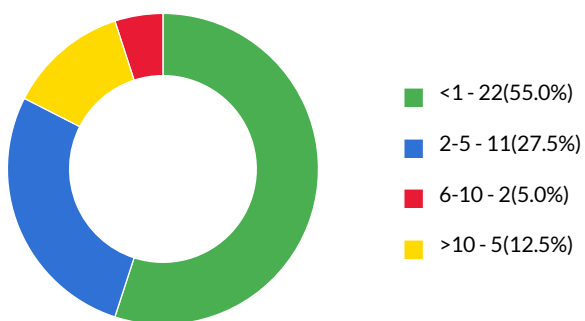
**What per cent of regular programming in your projected year (ending 2021) has been cancelled?**



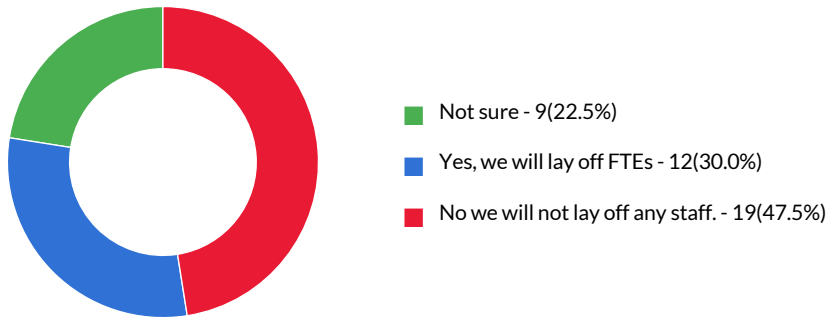
**Did your organization have paid staff before the COVID-19 pandemic?**



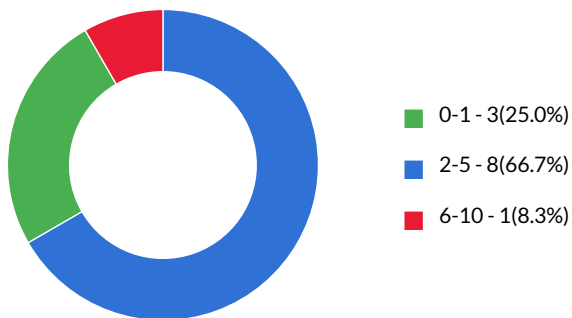
**How many regular FTE (full time equivalent) staff did you employ prior to the COVID-19 pandemic?**



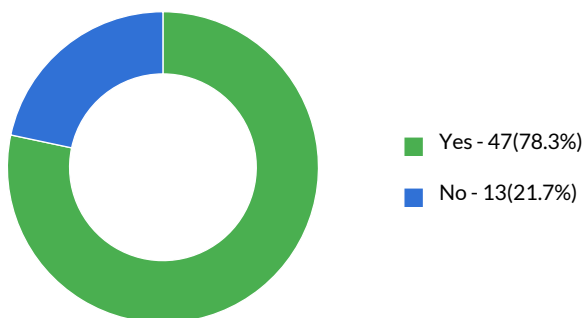
Have you laid off regular staff, or will you lay off regular staff as a result of the COVID-19 pandemic?



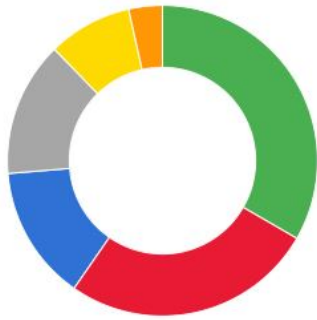
How many regular staff have you or will you lay off as a result of the COVID-19 pandemic?



In light of the directives of the Provincial Health Officer due to the COVID-19 pandemic, has your organization created alternative programming formats to replace cancelled or postponed events?



What alternative programming formats have replaced cancelled or postponed events? (check all that apply)



- Web-based video - 38(33.3%)
- Web-based live forums or other convening activities - 30(26.3%)
- Web-based podcast or other audio - 16(14.0%)
- Street level exhibit - 10(8.8%)
- Printed matter - 4(3.5%)
- "Other" - 16(14.0%)