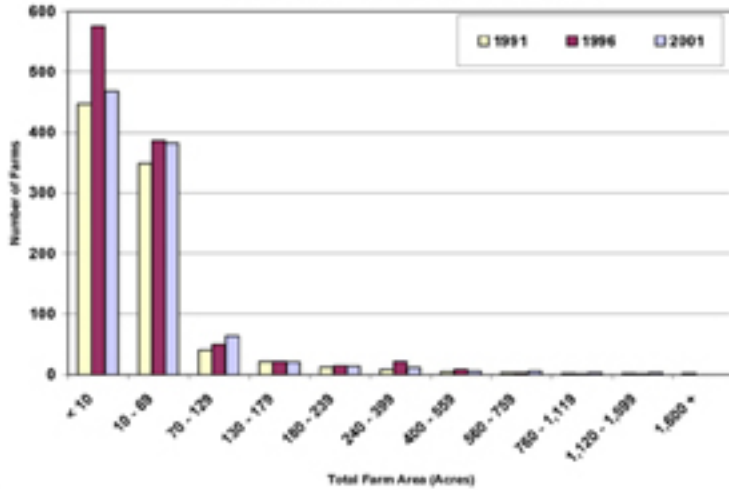




Agriculture, Capital Region


Total Farm Area
Capital Region: 1991, 1996, 2001



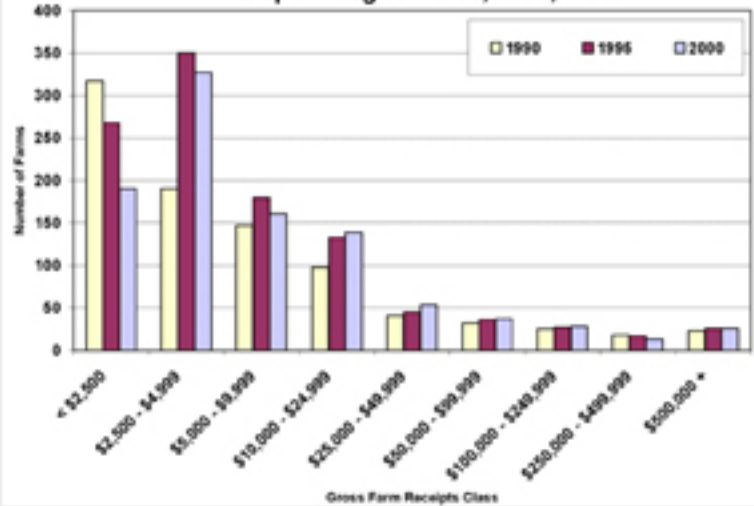
Agricultural Land Reserve
Capital Region (as at Oct 2005)



- Major Roads
- ALR Oct 2005
- Lakes
- Municipal Boundaries



Total Gross Farm Receipts
Capital Region: 1990, 1995, 2000



Economy

Agriculture, Capital Region



Farm Type Classification	1991		1996		2001	
	# Farms	% of Total	# Farms	% of Total	# Farms	% of Total
All Farm Types	574	100.0%	814	100.0%	784	100.0%
Dairy	25	4.4%	17	2.1%	9	1.1%
Cattle (Beef)	76	13.2%	97	11.9%	83	10.6%
Hog	10	1.7%	11	1.4%	5	0.6%
Poultry & egg	43	7.5%	76	9.3%	80	10.2%
Wheat	0	0.0%	0	0.0%	0	0.0%
Grain & oilseed	0	0.0%	2	0.2%	3	0.4%
Field crop	28	4.9%	33	4.1%	57	7.3%
Fruit	47	8.2%	101	12.4%	86	11.0%
Misc. specialty	246	42.9%	308	37.8%	327	41.7%
Livestock combination	43	7.5%	48	5.9%	42	5.4%
Vegetable	20	3.5%	60	7.4%	38	4.8%
Other combination	36	6.3%	61	7.5%	54	6.9%

Farm Products, 2001			
Crops	# of Farms	Acres	Hectares
Hay & field crops	10	564	228
Vegetables	226	878	355
Fruits, berries & nuts (total area producing & non-producing)	280	634	257
Nursery products (total area)	126	554	224
Sod grown for sale (total area)	4	27	11
Christmas trees grown for sale (total area)	24	308	125
Greenhouse products & mushrooms (total area under protection)	161	1,546,596 sq ft	143,683 sq m
Producing certified organic products	30		
Livestock	# of Farms	# of Animals	
Cattle & calves	170	4,751	
Pigs	56	388	
Sheep & lambs	190	9,247	
Horses & ponies	217	1,379	
Goats	72	474	
Deer (exc. wild deer)	4	106	
Llamas & alpacas	31	334	
Rabbits	11	555	
Colonies of bees	66	2,931	
Hens & chickens	408	638,523	
Turkeys	54	1,526	

Land Tenure, 2001	# of Farms	Acres	Hectares
Total area of farms	974	38,322	15,508
Area owned	916	28,656	11,597
Area leased from governments	14	2,374	961
Area rented or leased from others	148	6,610	2,675
Area crop shared from others	12	682	276

Financial Information, 2000 (974 Farms)	\$ Amount	Operating arrangements, 2001 (974 Farms)	# of Farms
Total gross farm receipts (exc. forest products)	\$50,317,248	Sole proprietorship	586
Total farm business operating expenses	\$50,417,101	Partnership	286
Total farm capital (market value at May 2001)	\$643,869,960	Family Corporation	81
Market value of all farm machinery & equipment	\$39,475,571	Other arrangements	21