



**A community survey of people experiencing homelessness  
in Greater Victoria**



greater victoria  
coalition to end  
homelessness  
hope has found a home



Making a difference...together



COMMUNITY SOCIAL PLANNING COUNCIL  
research·insights·solutions

## Acknowledgements

### Partners

Capital Regional District  
Greater Victoria Coalition to End Homelessness  
Community Social Planning Council of Greater Victoria  
Sanctuary Youth Centre  
Volunteer Victoria

### Advisory Committee

Aboriginal Coalition to End Homelessness  
Beacon Community Services  
Canadian Institute for Substance Use Research (CISUR)  
Dandelion Society  
Greater Victoria Extreme Weather Protocol  
Island Health  
M'akola Development Services  
Our Place Society  
PHS Community Services  
Sooke Food Bank  
Sooke Shelter Group  
Victoria Cool Aid Society  
Victoria Immigrant and Refugee Centre Society (VIRCS)  
Victoria Transition House Society

### Supporters

City of Victoria  
Victoria Police Department  
Saanich Police Department  
West Shore RCMP  
District of View Royal  
Sooke RCMP  
Councillor Thornton-Joe

**This report is dedicated to all of the individuals living in homelessness in our community.**

Thank you to all who shared your stories with us. Your stories and strength inspire us.

### Sponsors

Monk Office Supply  
Thrifty Foods  
Vancity

### Project Team

- Community Social Planning Council of Greater Victoria
  - Stefanie Hardman, PiT Count Coordinator, Report Author
  - Kelly Sherwin, Operations Coordinator
  - Taryn Cassidy, Lead Project Assistant
  - Emily Jackson, Youth Engagement Coordinator
  - Lisa Crossman, Indigenous Engagement Coordinator
  - Chelsea Fiorentino, Project Assistant
  - Annalea Sordi, Project Assistant & Reviewer
  - Marika Albert, Project Supervisor
- Volunteer Victoria, Volunteer Coordination
- Greater Victoria Coalition to End Homelessness, Media & Communications
- Hilary Marks, Bernice Kamano, Darrin Murphy, and Malcolm Sword – Peer Outreach and Training
- Dr. Bernie Pauly, Research Supervisor and Reviewer

We acknowledge that this work took place on the unceded territory of the Lekwungen people, represented today by 10 First Nations across the region.

**We recognize the relationship between the historical and ongoing colonization of these lands, and experiences of displacement and homelessness.**

This project is funded by the Government of Canada's Homelessness Partnering Strategy.

Canada 

## Contents

Acknowledgements.....	2
<b>Key Highlights of the 2018 Greater Victoria Point-in-Time Count.....</b>	<b>5</b>
<b>What is a Point-in-Time Count?.....</b>	<b>6</b>
More than a number.....	6
<b>Definition of Homelessness .....</b>	<b>7</b>
<b>Causes of Homelessness .....</b>	<b>8</b>
<b>Where did the PiT Count take place? .....</b>	<b>9</b>
Provincial and Federal PiT Counts.....	9
<b>Greater Victoria’s approach to the Point-in-Time Count.....</b>	<b>10</b>
Framing the conversation in Greater Victoria.....	10
Challenges of housing and cost of living in the region.....	10
Regional initiatives to address housing and homelessness.....	11
Connecting with populations with unique experiences and needs .....	11
Social inclusion .....	11
Indigenous experiences of homelessness .....	12
Youth experiences of homelessness.....	13
Seniors (aged 55+) experiences of homelessness.....	13
Rural experiences of homelessness .....	13
<b>Point-in-Time Count Enumeration .....</b>	<b>14</b>
Notes on the PiT Count Enumeration.....	15
How do the 2018 Enumeration findings differ from the 2016 Count? .....	16
<b>Housing Needs Survey.....</b>	<b>17</b>
Results from the Housing Needs Survey.....	18
Key demographics.....	18
Age .....	18
Gender.....	19
Sexual orientation.....	19
Indigenous identity .....	20
Experiences .....	21
Immigrant / Refugee Status.....	21
Military / RCMP Service .....	21
Government / Ministry Care .....	22
Mobility .....	23
Experiences of Homelessness.....	24
Chronic and Episodic Homelessness .....	24
Age of First Experience of Homelessness .....	25
Sources of Income.....	26

Reasons for Housing Loss.....	27
Obstacles to Accessing Housing.....	28
Service Needs.....	29
Do you want permanent housing?.....	29
Emergency Shelter Stays.....	29
Service Needs.....	30
Indigenous Experiences of Homelessness.....	31
Demographic highlights.....	31
Vancouver Island Indigenous communities.....	31
Intergenerational trauma and colonial systems.....	32
Experiences of Residential School.....	33
Indigenous experiences of government / ministry care.....	33
On reserve housing.....	34
Regional Experiences of Homelessness.....	36
Sooke.....	36
Salt Spring Island.....	37
<b>Conclusion.....</b>	<b>38</b>
<b>References.....</b>	<b>39</b>
<b>TECHNICAL APPENDICES.....</b>	<b>40</b>
Methodology.....	40
Measuring Homelessness in Our Region.....	40
Geographic definition of the "region".....	41
Point-in-Time Count roles.....	42
Time and date of the PiT Count.....	44
Survey locations.....	45
Methodological details.....	47
Enumeration methodology.....	48
Data Collection Tools.....	52
Copy of the 2018 Greater Victoria Point-in-Time Count Survey.....	52

## Key Highlights of the 2018 Greater Victoria Point-in-Time Count

**Fewer people were unsheltered and sleeping outdoors on the night of the 2018 PiT Count compared to 2016.**

- Volunteers found 158 unsheltered people (18% fewer than last count), despite there being volunteers counting in more communities.

**More people experiencing homelessness are receiving assistance but still need permanent homes.**

- A higher number of individuals were able to participate in the count and survey through outreach to the new emergency and transitional shelters established since the last count.

**The voices of more people experiencing homelessness were heard through this count.**

- Because the PiT Count was able to reach out to more youth as well as more people in various health and correction facilities, a total of 1,525 individuals were counted and more than 906 individuals participated in the surveys, thanks to the efforts of volunteers.

**The number of youth experiencing “hidden homelessness” were better captured in the 2018 count.**

- In addition to the PiT Count activities on the night of March 15, 2018, a Youth Magnet Event was held the following day, attracting youth -- many of whom were staying outside of shelter and housing systems (like couch surfing, staying with a friend) -- who would not have been reached otherwise.

**Youth, Indigenous people and seniors have unique experiences of homelessness.**

- Survey findings showed that homelessness often starts at an early age and that there are culture and age-related barriers to accessing housing as well as services.
- Nearly one-fifth of the people surveyed (19.4%), were aged 55+ and 17.4% were under 25 years of age.
- One-third (33%) of respondents identified as Indigenous, much higher than the proportion of Indigenous people among the broader population (4.7%).

## What is a Point-in-Time Count?

The name may be misleading, since a Point-in-Time Count (or PiT Count) is much more than just a count or a number. A PiT Count provides our communities with **valuable information about who is experiencing homelessness in our region and what factors contribute to experiences of homelessness** – information gathered directly from connecting with, and talking to, people experiencing homelessness in a particular area, on a particular night, at a single point-in-time. This year’s Greater Victoria Point-in-Time Count took place on March 15, 2018.

### More than a number

The PiT Count’s main way of connecting with individuals experiencing homelessness is through a **Housing Needs Survey** – a community effort involving volunteers and shelter/housing facility staff surveying people throughout the region on a single night.

On March 15, 2018, the PiT Count included...

- **Over 150 registered volunteers**
- **Over 40 survey locations**
  - Including day programs, emergency and transitional housing, treatment facilities, domestic violence shelters
- **Over 20 outdoor routes**
- **Over 900 surveys collected**

*Thank you  
to all who  
participated!*

WHAT A PIT COUNT <u>CAN</u> DO	WHAT A PIT COUNT <u>CAN'T</u> DO
<ul style="list-style-type: none"> <li>• Can provide a <b>snapshot</b>, a picture of experiences of homelessness in our region, on a given day;</li> <li>• Can identify and help us to understand <b>WHO</b> is experiencing homelessness and <b>WHY</b>;</li> <li>• Can improve understanding of what it will take to <b>end homelessness</b>;</li> <li>• Can help <b>make contact</b> with harder-to-reach individuals experiencing homelessness;</li> <li>• Can help <b>inform local service planning</b> and program development;</li> <li>• Can <b>increase public awareness</b> about homelessness and help counteract myths.</li> </ul>	<ul style="list-style-type: none"> <li>• <b>Cannot provide a completely accurate count of <u>all</u></b> the people experiencing homelessness in a region (it is <b>not</b> a census)</li> </ul> <p><b>Why not?</b></p> <ul style="list-style-type: none"> <li>• Because it may be <b>harder to connect with some populations</b> (such as those who are provisionally accommodated – for example, couch surfing) because they may not access services or consider themselves to be “homeless.”</li> <li>• Because homelessness is not a fixed number, but a <b>fluid state</b> that people move in and out of over time.</li> </ul>

## Definition of Homelessness

Homelessness encompasses a range of physical living situations, and is not limited to experiences of people camping in parks, sleeping in doorways, or other publicly visible situations. There are other experiences of homelessness which are less visible, such as couch-surfing or living temporarily with others, and is often referred to as 'hidden homeless'.

The Canadian Definition of Homelessness includes four categories of homelessness. The PiT Count's definition of homelessness aligns with this widely-used definition put forth by the Canadian Observatory on Homelessness. The PiT Count, however, does not include those who are "at risk of homelessness" or precariously housed.

	Type:	Explanation:	Physical living situations:	
UNSHeltered	<b>Unsheltered</b>	Absolutely homeless and living on the streets or in places not intended for human habitation	<ol style="list-style-type: none"> <li>1. <b>Public space</b> (e.g. sidewalks, squares, parks, forests, bus shelters)</li> <li>2. <b>Vehicle</b> (car, van, RV, truck)</li> <li>3. <b>Makeshift shelter, tent or shack</b></li> <li>4. <b>Abandoned/vacant building</b></li> <li>5. <b>Other unsheltered location</b> unfit for human habitation</li> </ol>	✓
SHeltered	<b>Emergency Sheltered</b>	Those staying in overnight shelters for people who are homeless, as well as domestic violence shelters.	<ol style="list-style-type: none"> <li>1. Overnight/short term <b>emergency shelters</b> (adults and youth)</li> <li>2. <b>Extreme weather / seasonal</b> emergency shelters which are only open during certain months of the year</li> <li>3. Shelters for individuals and children fleeing <b>domestic violence</b></li> </ol>	✓
	<b>Provisionally accommodated</b>	Those whose accommodation is temporary and who do not have their own home or security of tenure.	<ol style="list-style-type: none"> <li>1. <b>Transitional Housing</b> – from one month to three years (depending on the facility/program)</li> <li>2. Undergoing <b>treatment</b> for mental health crisis, addictions, or participating in a detox program,</li> <li>3. Living at a <b>hotel/motel</b></li> <li>4. In a <b>correctional facility</b>, police cell or staying in a halfway house</li> <li>5. <b>Hospital</b> beds</li> <li>6. Someone else's place (i.e. <b>couch-surfing</b>)</li> </ol>	✓
	<b>At risk of homelessness</b>	Not currently homeless, but are 'at-risk' of homelessness, and whose current economic and/or housing situation is precarious or does not meet public health and safety standards.		✗

## Causes of Homelessness

Many factors contribute to experiences of homelessness, and much of what is highlighted in the Point-in-Time Count aligns with the contributing factors outlined in the Greater Victoria Coalition to End Homelessness's Community Plan, Phase 1:

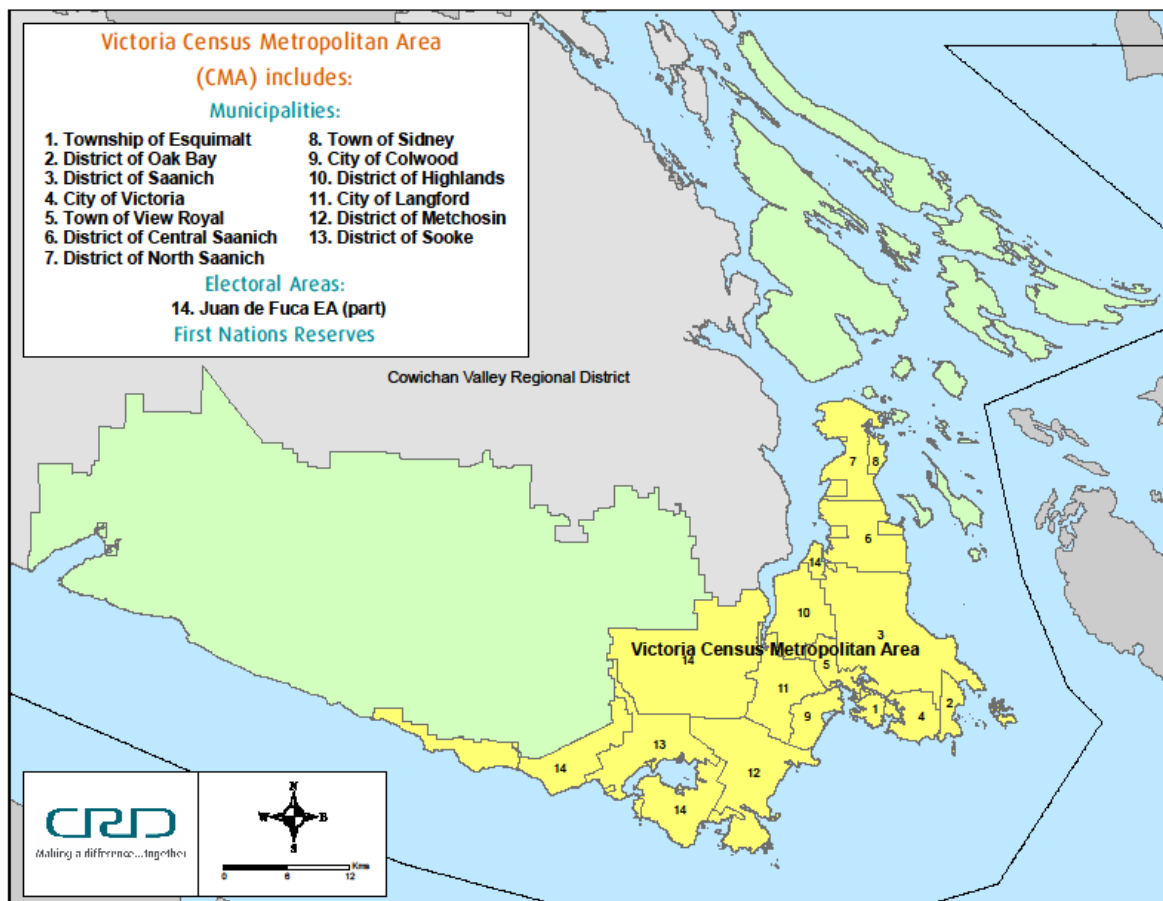
- **Structural factors** are those conditions in society that have led to an increase in the cost of living but without a commensurate increase in incomes, particularly for those in the low income brackets or those on social assistance. Factors such as stigma and discrimination can act as barriers to obtaining housing, employment, health, and social services.
- **Systemic failures** occur when people fall between the cracks or are trapped in the fault lines in our system of care. For example, when people are discharged from hospitals or correctional facilities into emergency shelters or when youth transition out of child welfare systems without adequate support.
- **Personal circumstances** occur when individuals or families experience catastrophic events such as job loss, illness, traumatic events, or health problems which can increase their risk of becoming homeless, especially when housing or income are in short supply. Family violence and conflict, particularly for women, children, and youth, may push individuals to flee their homes in order to protect themselves.



## Where did the PiT Count take place?

The PiT Count took place throughout the Victoria Census Metropolitan Area (CMA), commonly referred to as Greater Victoria. This report uses those two terms interchangeably. There are 13 municipalities and one electoral area that make up the Greater Victoria region. Contact was made with enforcement officials in jurisdictions throughout the region. This year, Sooke actively participated in the PiT Count, with three survey locations and an outdoor/unsheltered survey route.

Salt Spring Island, within the Capital Regional District but outside of the Victoria CMA, conducted its own Point-in-Time Count. (See page 37 for a summary of Salt Spring Island's PiT Count results.)



## Provincial and Federal PiT Counts

More than 60 communities are participating in the federal 2018 Point-in-Time Count, coordinated by the Homelessness Partnering Strategy, and the Province of British Columbia is coordinating the PiT Count in an additional 12 communities in BC.

# Greater Victoria's approach to the Point-in-Time Count

## Framing the conversation in Greater Victoria

### Challenges of housing and cost of living in the region

Greater Victoria is said to have one of the least-affordable housing markets in Canada. The following are some of the widespread challenges when it comes to available, affordable housing in the region.

#### *Housing is not affordable for many residents*

- Rents have been increasing considerably in recent years, and incomes to meet these increasing costs of housing have not kept pace.
- In October 2017 CMHC reported that the average rent for a bachelor apartment in the Victoria CMA was \$849/month, 8.3% higher than \$784/month just a year before.

#### *Income rates make it challenging to meet the cost of living*

- The maximum shelter allowance for a single person receiving income assistance or disability assistance is \$375 per month, which is inadequate in the current market.
- Minimum wage continues to fall short of the Living Wage for Greater Victoria, making it difficult to meet the basic costs of living in the region.
  - Minimum wage in British Columbia was \$ 11.35 per hour when the Point-in-Time Count was conducted on March 15, 2018. If someone were to work 35 hours per week at this minimum wage rate, their gross monthly income would be \$1,589 (and their actual take-home pay would be below that amount) – insufficient to afford the average rent for a bachelor apartment, as it would require nearly 50% of their gross income, exceeding the definition of affordability.
  - The 2018 Living Wage in Greater Victoria, the wage required to enjoy an adequate quality of life in the region, was calculated to be \$20.50 per hour.<sup>1</sup>

#### *Housing is not available*

- The vacancy rate within Greater Victoria's rental market is extremely low at 0.7%.<sup>2</sup>
- The Capital Region Housing Data Book and Gap Analysis (2015) demonstrates a shortage of housing options that would be affordable for low to moderate income households.
- Waitlists for social and supportive housing are extremely long. In June 2018, there were 994 households on the BC Housing waitlist in the capital region.

---

<sup>1</sup> Community Social Planning Council of Greater Victoria, 2018 Living Wage Report

<sup>2</sup> Canada Mortgage and Housing Corporation, Rental Market Report, Fall 2017

## Regional initiatives to address housing and homelessness

A cornerstone of preventing and solving homelessness is access to safe, affordable housing – with or without supports. There are several current initiatives in place to address housing and homelessness on a regional level:

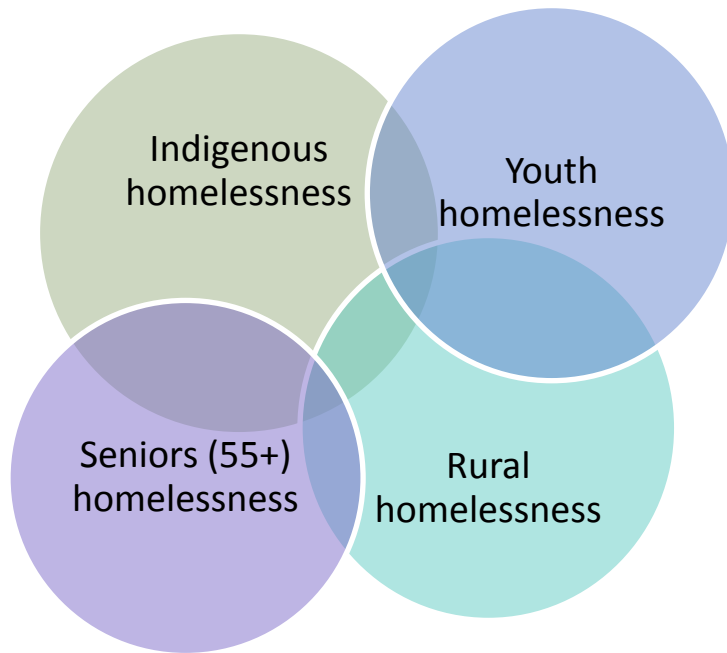
- **Regional Housing First Program (RHFP):** The Capital Regional District (CRD) aims to eliminate chronic homelessness in southern Vancouver Island through mixed-market housing, partnerships and streamlined support services. The Regional Housing First Program (RHFP) meets a broad range of housing needs while moving at-risk individuals from streets or shelters into long-term, tenant-based, supported housing to enable recovery and integration into society. It is anticipated that the RHFP will create more than 2000 new rental units, worth approximately \$400 million, of which \$90 million will be used to build 400 units that will rent at provincial income assistance rates and provide housing for people experiencing chronic homelessness in the region.
- **Regional Housing Affordability Strategy:** The CRD's Regional Housing Affordability Strategy (RHAS) has now been updated to reflect the CRD's evolving role and identify ways to better respond to changing housing market conditions and new developments in government housing programs and policies. The guiding goals of the RHAS are:
  1. Build the right supply of housing across the spectrum
  2. Sustain a shared regional response to existing and emerging housing demand
  3. Protect and maintain existing non-market and market rental housing stock
  4. Develop and operationalize a regionally coordinated housing and homeless response
  5. Create community understanding and support for affordable housing developments.

## Connecting with populations with unique experiences and needs

While structural and socioeconomic factors often contribute to experiences of homelessness, each incidence is a unique experience. There are, however, some population groups that are particularly impacted by the factors that contribute to homelessness and, therefore, experience higher rates of homelessness than the general population. The Greater Victoria Point-in-Time Count focused efforts on making contact with populations that may be, for a variety of reasons, harder to reach.

### Social inclusion

Greater Victoria's PiT Count involved social inclusion as a central principle. People with lived experiences of homelessness were integral parts of the development and implementation of the project.



**Above:** Distinct populations who were a focus of the PiT Count, with unique experiences of homelessness, and recognition of overlap between these different populations and experiences.

### Indigenous experiences of homelessness

- The 2016 Point-in-Time Count provided evidence of overrepresentation of Indigenous people among those experiencing homelessness in Greater Victoria, which informed the 2018 focus on Indigenous experiences on homelessness.
- The 2018 PiT Count has placed an emphasis on viewing homelessness through an Indigenous lens, aligning Greater Victoria PiT Count efforts with the 12 Dimensions of Indigenous Homelessness, as identified by the Canadian Observatory on Homelessness.<sup>3</sup>
- Indigenous homelessness is linked to the ongoing impacts of colonization, including Residential Schools, the Sixties Scoop, displacement from land, culture, and resources through the Indian Act, and the intergenerational trauma rooted in the ongoing process of colonization.
- The 2018 Point-in-Time Count included a dedicated role for an Indigenous Engagement and Outreach Coordinator.
- Researchers worked to ensure that the PiT Count process was as culturally safe for Indigenous people as possible.
- The Housing Needs Survey included several locally-developed, Indigenous-focused questions.
- Jurisdictional issues limited the PiT Count to engaging Indigenous people living off-reserve.

<sup>3</sup> <http://www.homelesshub.ca/IndigenousHomelessness>

### Youth experiences of homelessness

- Youth aged 15-24 were a focus of the 2018 PiT Count.
- The previous PiT Count identified a large number of individuals whose first experiences of homelessness was as a youth.
- Youth experiences may look different than adult experiences of homelessness as there are few local services available to homeless youth who are aged 18 and under.
- The 2018 Point-in-Time Count included a dedicated role of Youth Engagement Coordinator and involved what is known as a Youth Magnet Event. The event took place on Friday, March 16 and reached out to youth who were not likely to be included in the standard methods used within the broader PiT Count efforts.

### Seniors (aged 55+) experiences of homelessness

- Seniors age 55+ have unique experiences of homelessness and unique needs.
- The National Shelter Study, looking at shelter data cross Canada, found that seniors (aged 55+) were increasing as a proportion of the total shelter population.<sup>4</sup>

### Rural experiences of homelessness

- While many services and supports are located in the more urbanized environments in the region, particularly in the City of Victoria, there are experiences of rural homelessness that have not yet been well-studied.
- The 2018 Greater Victoria PiT Count involved the active participation of communities in Sooke, in order to gather information about the local experiences of homelessness in Sooke. This is a significant initial effort, but the limited information gathered certainly is not representative of the broader experiences of homelessness in Sooke and in other rural areas of Greater Victoria.

---

<sup>4</sup> Employment and Social Development Canada (2017). Homelessness Partnering Strategy. *National Shelter Study: 2005-2014*.

## Point-in-Time Count Enumeration

Part of the data a Point-in-Time Count collects is an enumeration that provides a minimum estimate the numbers of people experiencing homelessness on a single night, at a certain point in time. It is not reflective of all of the experiences of homelessness throughout the year, as homelessness is a fluid state that people may move in and out of over time. Furthermore, these numbers are representative only of those reached by the PiT Count efforts, rather than reflective of all experiences of homelessness that night, meaning they provide a minimum estimate.

Unsheltered		Emergency Sheltered	Provisionally accommodated within systems			Provisionally accommodated outside of systems	
Outdoor locations, or other places not intended for human habitation	Don't know where they are staying	Seasonal and emergency shelters, including domestic violence shelters	Transitional shelters and housing	Treatment facilities	Other, including correctional facilities	Hotels/motels	Couch-surfing, staying at someone else's place
<b>158</b>	<b>77</b>	<b>359</b>	<b>588</b>	<b>102</b>	<b>146</b>	<b>10</b>	<b>85</b>
At least <b>235</b>		At least <b>359</b>	At least <b>836</b>			At least <b>95</b>	
At least <b>582</b> individuals experiencing <b>absolute homelessness</b>			At least <b>909</b> individuals <b>provisionally accommodated</b>				
<p><b>On the night of March 15, 2018,</b>  <b>There were at least 1,525 individuals</b>  <b>experiencing homelessness</b>  in Greater Victoria</p>							

## Notes on the PiT Count Enumeration

- The Point-in-Time Count enumeration data come from two places:
  - Administrative data** from service providers – for the “emergency sheltered” and “provisionally accommodated within systems” categories, indicating the number of people staying within various shelter, housing, and other systems facilities the night of March 15
  - The **Housing Needs Survey** – for the “unsheltered” and “provisionally accommodated outside of systems”, the count was of survey respondents who indicated they were staying in the various physical living situations associated with these categories. This means only those reached by the PiT Count efforts were “counted”, which is not a full, comprehensive, and completely accurate count of all of the individuals who stayed in these specific types of living situations the night of March 15.
- There were 56 actively participating facilities that provided administrative data throughout the region in the following communities:

Area	# of facilities
Oak Bay	1
Esquimalt	2
West Shore	2
Saanich	7
Victoria	44

- New facilities have been established since the 2016 Point-in-Time Count that were included in the current count:

Agency	Facility	Classification
Our Place Society	Choices Transitional Housing	Transitional
PHS Community Services	Arbutus Shelter	Emergency Shelter
PHS Community Services	Douglas Street Community, Recovery Floor	Treatment
Threshold Housing Society	Threshold House	Transitional

- Some facilities were not newly established, but were new to PiT Count participation:
  - There was a notable increase in participation from Island Health facilities.
- The PiT Count Enumeration includes individuals of all ages: children, youth, and adults from service provider data, and people aged 15 and older from the Housing Needs Survey data.

## How do the 2018 Enumeration findings differ from the 2016 Count?

The enumeration results from 2018 and 2016 are not directly comparable, due to methodological differences. While the total number of the 2018 enumeration may be higher, this is largely reflective of the success of the 2018 PiT Count’s intentional outreach strategy to connect with populations that may be, for a variety of reasons, harder to reach. The following table presents the numbers for each year by category, with the caveat that there have been new facilities established since 2016, and some facilities have been categorized differently. Please see the Appendix for further methodological notes on the Enumeration.

		2018	2016	How these findings differ
Unsheltered	Outdoor locations, or other places not intended for human habitation	158	192	2018 demonstrated a <i>decrease</i> in those who specified they were sleeping in outdoor locations.
	Don’t know	77	40 <sup>5</sup>	2018 demonstrated an <i>increase</i> in this number, likely due to increased outreach strategy.
Emergency sheltered	Seasonal and emergency shelters, including domestic violence shelters	359	333	Slight <i>increase</i> in those staying in seasonal emergency shelters in 2018.
Provisionally accommodated within systems	Transitional shelters and housing	588	573	Slight <i>increase</i> in those staying in transitional shelters and housing.
	Treatment facilities	102	38	<i>Increase</i> - 2018 featured more participating treatment facilities, including an increase in Island Health sites
	Other, including correctional facilities	146	112	<i>Slight increase</i> – likely due to methodological differences (2018 included halfway houses in this category).
Provisionally accommodated outside of systems	Hotels/ motels	10	21	<i>Decrease</i> due to methodological differences. In 2018, this # was from survey. In 2016, PiT Count included two motels in Enumeration.
	Couch-surfing, staying at someone else’s place	85	53	<i>Increase</i> , likely due to intentional outreach strategies to connect with those experiencing hidden homelessness.
Total		1525	1362 <sup>6</sup>	

<sup>5</sup> The 2016 PiT Count report did not include this number in its Enumeration.

<sup>6</sup> The 2016 PiT Count report totaled their enumeration at 1,387. This number included those who were turned away from facilities, and did not include survey respondents who didn’t know where they were staying.



## Housing Needs Survey

The Housing Needs Survey is the main activity of Greater Victoria's PiT Count. The survey is conducted face-to-face with people experiencing homelessness, with surveyors asking questions that help provide us with an understanding of who is experiencing homelessness, what factors have contributed to homelessness, and about local community needs.

More than 900 surveys were completed throughout the region on March 15 and at the Youth Magnet Event on March 16, 2018, with 906 unique and valid surveys included in the data analysis after duplicates were identified and removed.

Surveys were conducted throughout Greater Victoria in both indoor and outdoor locations. Surveys were conducted at community agencies including food banks, libraries, community health clinics, and more, as well as shelter and housing facilities throughout the region. Additionally, teams of volunteers visited outdoor locations where individuals were known to stay overnight, which included routes in Victoria, Esquimalt, Oak Bay, Saanich, View Royal, Langford, and Sooke.

To determine their eligibility for the survey, potential respondents were approached and asked screening questions about where they were staying on the evening of the count. All individuals were approached and asked these questions, as appearances should not be used to determine who is and who is not experiencing homelessness. Those who were screened in were asked a series of questions, reminded that they could choose to not answer or skip any questions and could choose to stop the survey at any point in time. Survey respondents were offered \$5 in cash as compensation for their taking the time to share their experience.

The survey includes some standardized questions that are asked in communities across Canada to contribute to national data about homelessness. Greater Victoria also developed questions relevant to the local community as determined by the local Community Advisory Committee.

The Housing Need Survey included questions that relate to:

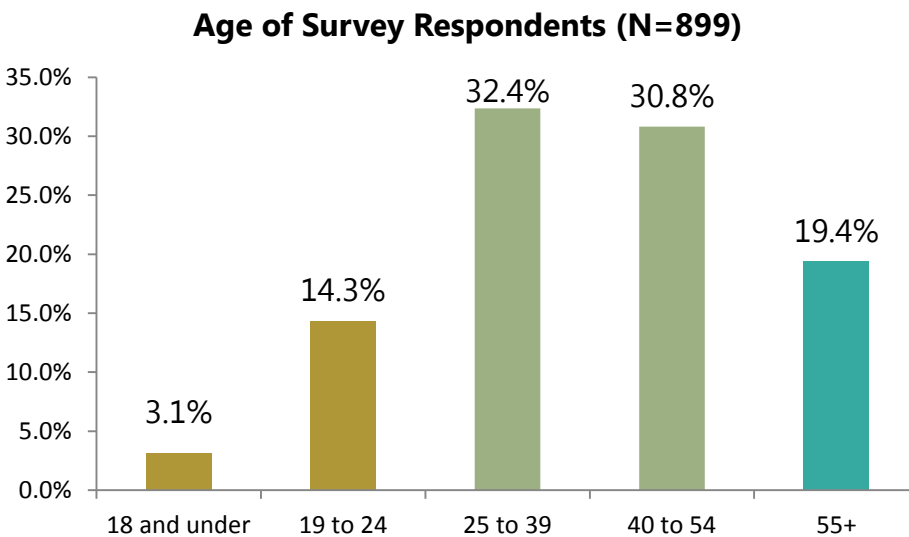
- Demographic information
- Personal and ancestral history
- Barriers to housing
- Needs for services and supports.

## Results from the Housing Needs Survey

While 906 individuals participated in the survey, not all participants responded to every question, and therefore the totals fluctuate on a question by question basis (the sample size, “n”, is the number of respondents who answered each question). Some questions were asked to only certain individuals (for example, those who identified as Indigenous; those who moved to Greater Victoria from another location; those who had not stayed in a shelter in the past year). Respondents may have chosen to skip certain questions, or did not know how to respond, and these responses were not included in the calculation of percentages.

### Key demographics

#### Age

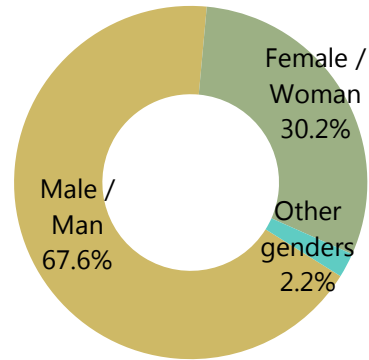


- A wide range of ages were represented in our survey population. We did not survey those below the age of 15 for reasons of consent. The oldest survey respondent was 80 years old.
- Youth: This year’s PiT Count prioritized engaging with youth experiencing homelessness, a population that may be more difficult to reach than the general adult population of those experiencing homelessness. This year, 17.4% of survey respondents were between the ages of 15 and 24. This is higher than the 12.2% recorded in the 2016 PiT Count due to an intentional strategy used to reach more youth during the 2018 Count.
- Seniors (aged 55+): Nearly one-fifth of survey respondents were aged 55 and above, meaning that seniors experiencing homelessness represented a notable proportion of survey respondents.

## Gender

Respondents to the 2018 PiT Count survey were largely male, with about a two-thirds (67.6%) of survey respondents identifying as male / man, less than a third (30.2%) of survey respondents identifying as female / woman, and a small proportion (2.2%) of respondents identifying with gender identities other than male or female.

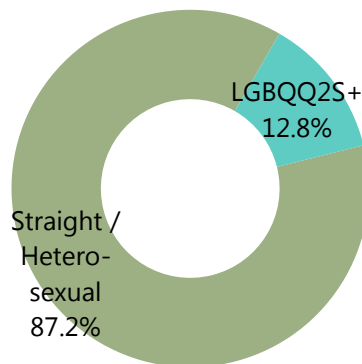
**Gender Identity of Survey Respondents (N=891)**



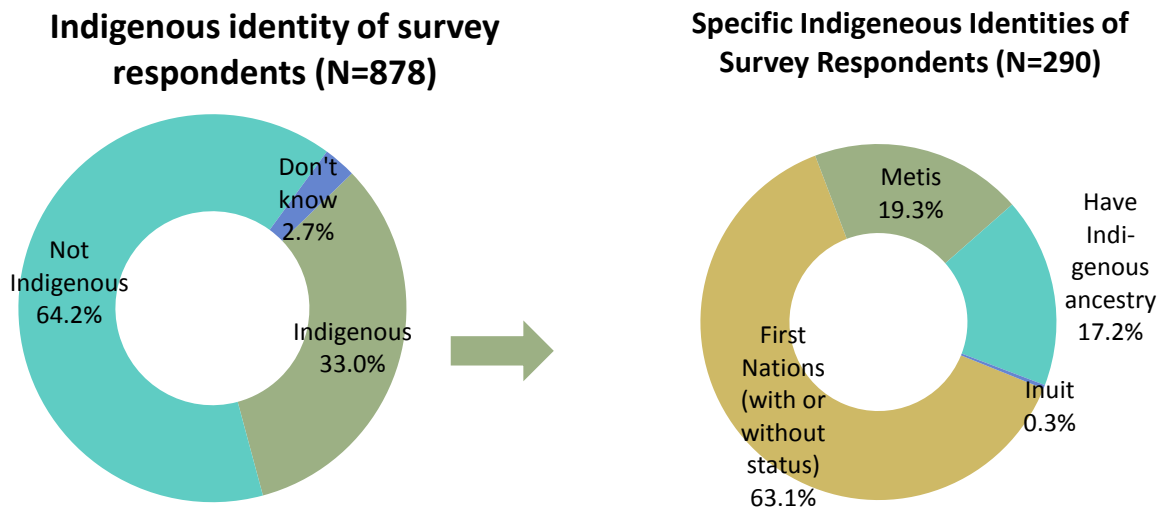
## Sexual orientation

The vast majority (87.2%) of respondents identified their sexual orientation as straight / heterosexual, while 12.8% of respondents identified with LGBQQS2+ (lesbian, gay, bisexual, questioning, queer, two-spirit, and more) sexual orientation identities.

**Sexual Orientation of Survey Respondents (N=860)**



## Indigenous identity



Survey respondents were asked if they identify as Indigenous or have Indigenous ancestry – including First Nations with or without status, Metis, and Inuit. Approximately one-third (33.0%) of those who responded to this question stated that they identify as Indigenous or have Indigenous ancestry. Given that in the general population of Greater Victoria, 4.8% of individuals identify as Indigenous,<sup>7</sup> Indigenous individuals are clearly disproportionately represented among those experiencing homelessness.

More than 100 Indigenous communities were identified as being home communities of PiT Count survey respondents, and these communities spanned across Turtle Island (North America). For the First Nations communities and tribal groupings identified on Vancouver Island, see page 31.

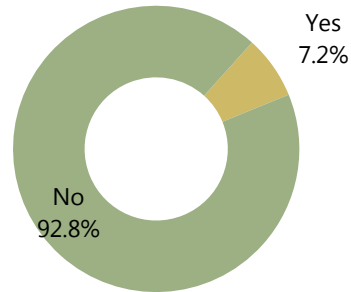
<sup>7</sup> According to the 2016 Census of Canada, in the Victoria Census Metropolitan Area (CMA).

## Experiences

### Immigrant / Refugee Status

While the majority of respondents were not immigrants or refugees, 7.2% indicated that they had come to Canada as an immigrant, refugee, or refugee claimant.

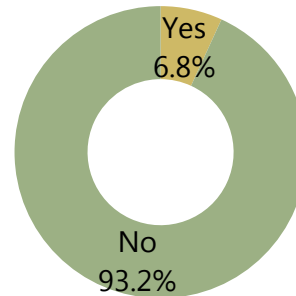
**Immigrant, Refugee, or Refugee Claimant Status (N=853)**



### Military / RCMP Service

Within the survey population, 6.8% of respondents indicated they have served in the Military (including Navy, Army, or Air Force) or RCMP. This is higher than in the Canadian adult population, where veterans make up approximately 2.4% of the population.<sup>8</sup>

**Military / RCMP Service of Survey Respondents (N=876)**



<sup>8</sup> Employment and Social Development Canada, Homelessness Partnering Strategy (2017). *Highlights - 2016 Coordinated Point-in-Time Count of Homelessness in Canadian Communities*.

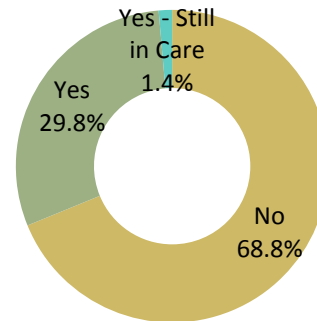
### Government / Ministry Care

Many people who experience homelessness have childhood histories of involvement in government care. A recent study found that a history of foster care was a strong predictor for duration of homelessness as an adult.<sup>9</sup>

'Aging out' of care without appropriate supports in place is often cited as a risk factor that leads to experiences of homelessness in adulthood.<sup>10</sup>

Nearly one-third of respondents (29.8%) indicated that they had been in government care in the past with a very small proportion (1.4%) indicating they are currently in government care. A majority of those who were in government care (85.45%) did not feel that Child Protection Services was helpful in transitioning them to stable housing after leaving government care.

**Experiences of being a Youth in Government / Ministry Care (N=869)**



<sup>9</sup> Patterson, et al. (2015).

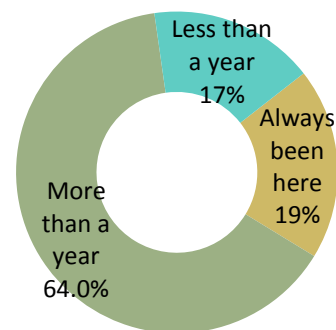
<sup>10</sup> BC Representative for Children and Youth (2014).

## Mobility

The Canadian Charter of Rights and Freedoms entitles all citizens and permanent residents to take up residence in whichever community they choose: places with friends and family and other social networks, places with access to employment, places with the services they need – any place for any reason. Those experiencing homelessness may have moved to Greater Victoria for a variety of reasons, just as those who are currently housed.

There is a general misperception that individuals experiencing homelessness in Greater Victoria are from other places and that homelessness is not a home grown issue in our region. Survey participants shared important information that counters this assumption. Most individuals (83%) indicated they have been living in Victoria for more than a year (including those who have always been here), while 17% indicated they moved within the past year.

**How Long Survey Respondents Have Lived in Greater Victoria (N=851)**



Of those who moved to Victoria from another place in Canada or the United States, more than half (56.7%) moved from within British Columbia. Of those who moved within BC, 72.0% moved from Vancouver Island, the Gulf Islands, the Sunshine Coast, or the Lower Mainland.

Top 5 reasons for moving to Greater Victoria:

- Family Moved Here (21.1%)
- To Visit Friends / Family (19.1%)
- Seeking Employment (10.6%)
- To Access Services and Supports (9.8%)
- Fresh Start (7.6%)

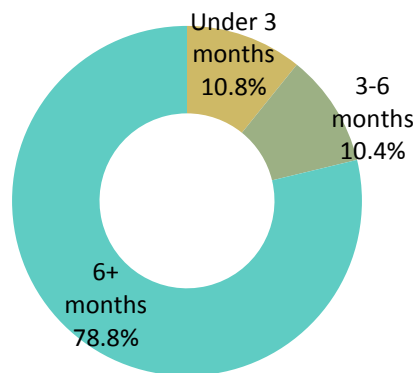
## Experiences of Homelessness

For these questions that related to experiences of homelessness, respondents were provided the following definition of homelessness: “any time an individual has been without a secure place to live, including sleeping in shelters, on the streets, or living temporarily with others”.

Different populations groups – Indigenous, youth, and seniors (55+) – have distinct experiences of homelessness: different reasons for experiencing homelessness, and distinct needs. In some of the following data, a focused analysis on each of these different groups is presented alongside the findings from the broader survey population, to highlight the unique experiences of each of these groups.

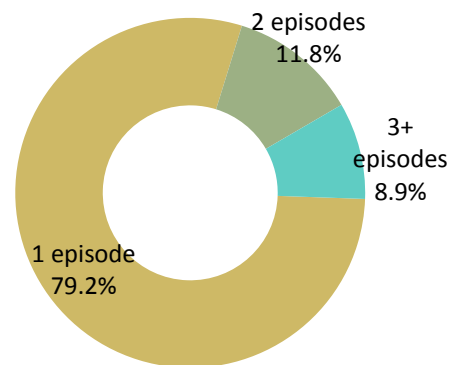
### Chronic and Episodic Homelessness

**Amount of time homeless in the past year (N=824)**



Those who have been homeless for a period of 6 months or longer are said to be experiencing chronic homelessness. In Greater Victoria, there was a high proportion of survey respondents (78.8%) who indicated they had been homeless for six months or more within the past year denoting chronic homelessness.

**Number of episodes of homelessness in past year (N=794)**

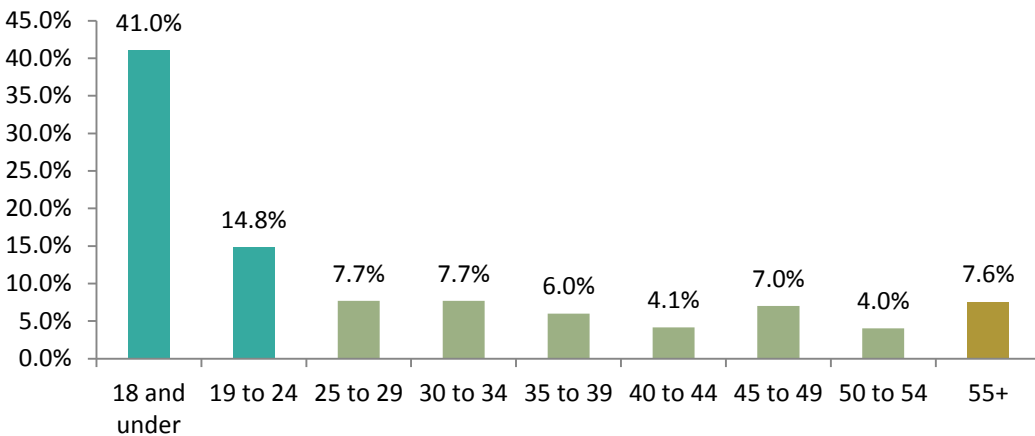


Those who have experienced three or more distinct periods of homelessness within the past year are said to be experiencing episodic homelessness. In Greater Victoria, 8.9% of survey respondents indicated they had been experiencing episodic homelessness. For most respondents, their current experience of homelessness was part of a single episode over the past year.



## Age of First Experience of Homelessness

### Age When Survey Respondents First Experienced Homelessness (N=870)

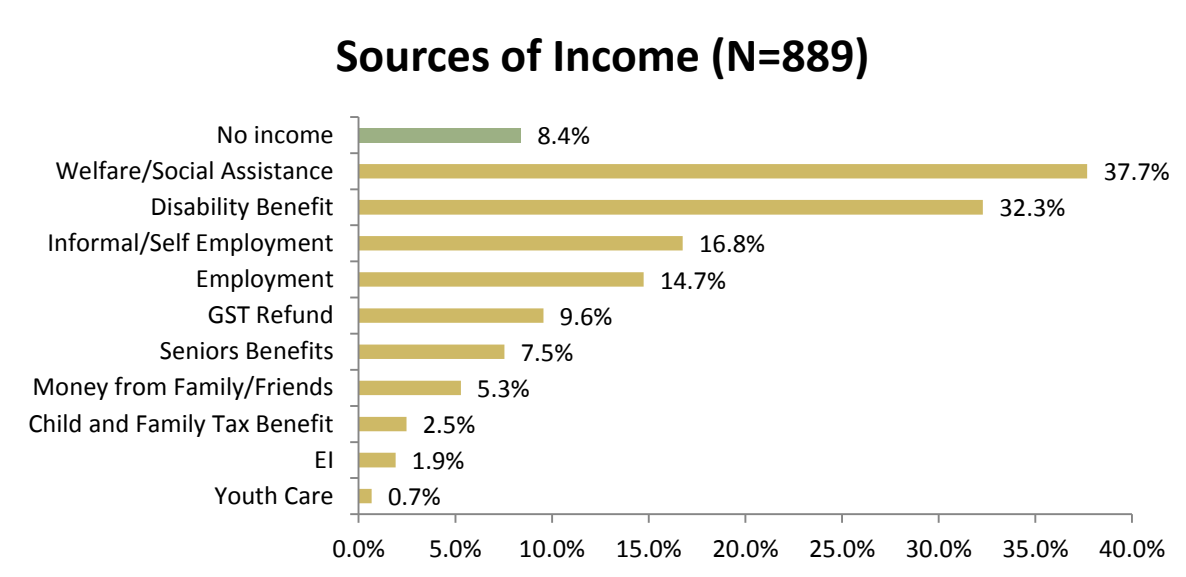


Consistent with what was indicated in the 2016 Point-in-Time Count, a large proportion of respondents had their first experiences of homelessness as a youth. More than half (55.8%) of respondents to the 2018 PiT Count had their first experience of homelessness under the age of 25, with most of those (41% of survey respondents) indicating that their first experience of homelessness was under the age of 19.

There were also a notable proportion of respondents who indicated that their first experience of homelessness was as a senior, at the age of 55 or above, with 7.6% of survey respondents indicating this. The proportion becomes more striking when looking to those currently aged 55 or older: more than a third (39.4%) of senior respondents had their first experience of homelessness at the age of 55 or above.

## Sources of Income

Survey participants were asked to identify their sources of income from a list. A list of responses were read aloud by the surveyor and the respondents were asked to select all that apply, as well as offer any responses that were not on the list.

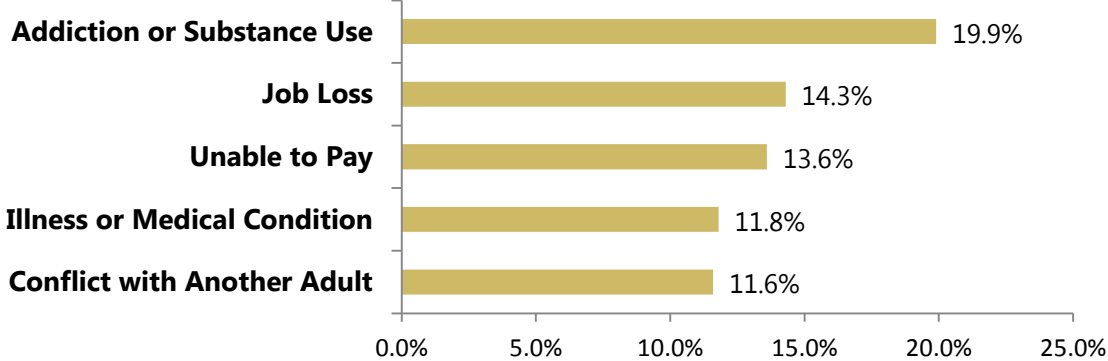


Among the broader survey population, 8.4% reported they had no source of income. Welfare/social assistance and disability benefit were the most frequent responses, with approximately a third of the respondents selecting each of those sources. Employment on the whole made up 31.5% of reported income sources, with 16.8% of respondents being informally or self-employed, and 14.7% of respondents indicating they received income from employment. For many, however, employment income is insufficient to meet the cost of housing with the minimum wage falling short of the Living Wage for the region.

## Reasons for Housing Loss

Survey participants were asked what caused them to lose their housing most recently, and many indicated multiple responses, as often there are multiple and potentially interrelated factors that contribute to housing loss. The PiT Count survey does not provide enough information to suggest how these factors might interrelate, but the most common reasons for housing loss included a combination of structural and systemic factors, as well as personal circumstance.

### Top Reasons for Housing Loss (N=851)



#### Indigenous Respondents

- Many of the **same types of reasons for housing loss** were indicated by Indigenous respondents as within the broader survey population.
- **Incarceration** was a more frequent response among Indigenous survey respondents (given by 8.8% of Indigenous survey respondents) compared to the broader survey population (5.3%), which is a structural factor that corresponds with the broad overrepresentation of Indigenous individuals, particularly Indigenous youth, in the criminal justice system.<sup>11</sup>

#### Youth Respondents

- **Conflict with a parent/guardian** was the top reason for housing loss among youth given by nearly a quarter (23.1%) of youth respondents.
- **Leaving government care** was specified as a reason for housing loss by 6.1% of youth respondents.

#### Senior (55+) Respondents

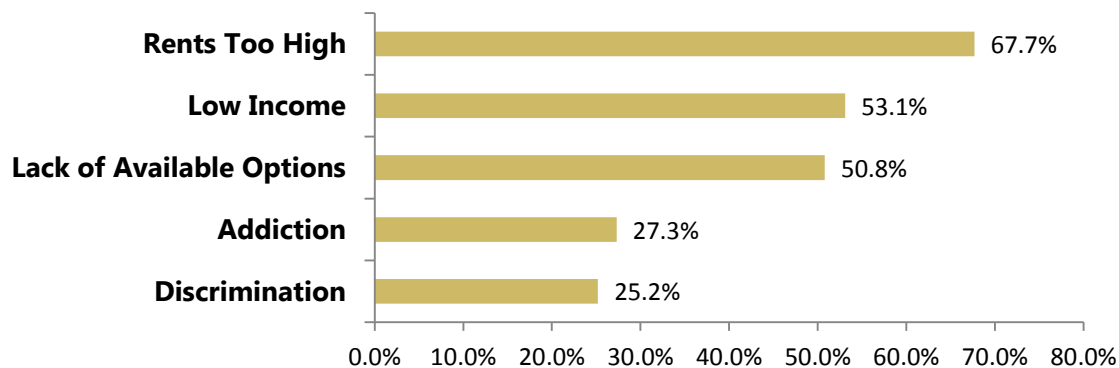
- The top reason for housing loss among seniors (55+) was being **unable to pay**. A higher proportion of seniors, compared to other populations, indicated that being unable to pay was a reason for their housing loss.
- **Eviction due to landlord use of property** was another popular, and proportionately higher, reason for housing loss among seniors.
- **Illness or a Medical Condition** led to housing loss for 13.4% of senior respondents.

<sup>11</sup> Government of Canada, Department of Justice (2017). "JustFacts: Indigenous overrepresentation in the criminal justice system." <http://www.justice.gc.ca/eng/rp-pr/jr/jf-pf/2017/jan02.html>

## Obstacles to Accessing Housing

Survey participants were asked, “what challenges or problems have you experienced when trying to find housing?” Respondents were able to provide multiple answers to this question. The main top three obstacles, each identified by more than half of the respondents and remains the top three reasons among all population groups, were all structural and systemic barriers, born of conditions not of the individuals’ making, that relate to the economic conditions of high costs of rent, low income, and lack of available housing options.

### Obstacles to Accessing Housing (N=864)



#### Indigenous Respondents

- Indigenous respondents indicated the **same top barriers** as the broad survey population, with a slightly higher proportion (33.8%) identifying addiction as a barrier to housing.
- More than a third of Indigenous respondents (36.0%) identified **discrimination** as a barrier to housing – proportionately more than within the broader survey population.
- Indigenous respondents also noted **poor housing conditions** (18.7%) as a challenge or obstacle.

#### Youth Respondents

- **Discrimination** presented as a barrier identified by more than a third (35.5%) of youth survey respondents, a higher proportion than within the broader survey population.
- Some (14.0%) youth identified that **not having income assistance** served as a barrier. When asked about income sources, a lower proportion of youth respondents reported social assistance / welfare or disability benefit as a source of income.
- **Family breakdown / conflict** was identified as a barrier to housing for 14.0% of youth respondents.

#### Senior (55+) Respondents

- While senior respondents shared the same top three obstacles as the other populations of respondents, a higher proportion of seniors identified the **lack of available options** as being a barrier to housing.
- Seniors **may have different and specific housing needs**, and there may not be available units that meet their needs.
- Seniors also indicated that **health and disability issues** serve as an obstacle to housing, which may lend further evidence to seniors’ unique housing needs that are not being met.

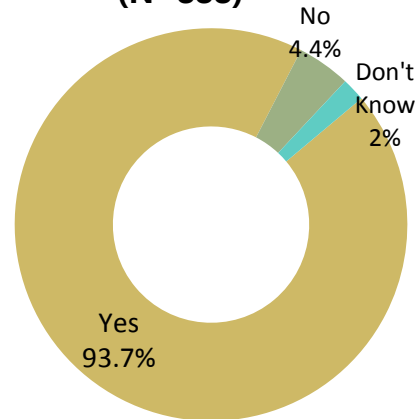
## Service Needs

### Do you want permanent housing?

No one grows up wanting to experience homelessness and few people want to stay homeless. Individuals become homeless for a variety of reasons based on factors that are structural, systemic, or relate to personal circumstance. Survey participants were asked if they wanted permanent housing and 93.7% responded in the affirmative.

This finding highlights the importance of ensuring there is an adequate supply of affordable housing options – including social housing which may or may not include supports. A Housing First approach prioritizes the vital, foundational role of secure and stable housing for overall wellbeing.

### Do you want permanent housing? (N=888)



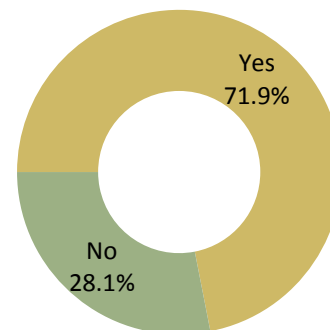
### Emergency Shelter Stays

Survey participants were asked if they had stayed in a shelter in the past year. Many respondents (71.9%) had stayed in a shelter, while over a quarter (28.1%) had not in the past year.

If respondents indicated that they had not stayed in a shelter in the past year, they were asked to indicate factors influencing their decision. Respondents had the opportunity to select all responses that applied. The top four responses were:

- Accessed other housing (21.4%)
- Preferred to stay with friends/family (21.0%)
- Chose to stay outside or in car (21.0%)
- Fear for safety in the shelter (17.6%).

### Have you stayed in a shelter in the past year? (N=894)

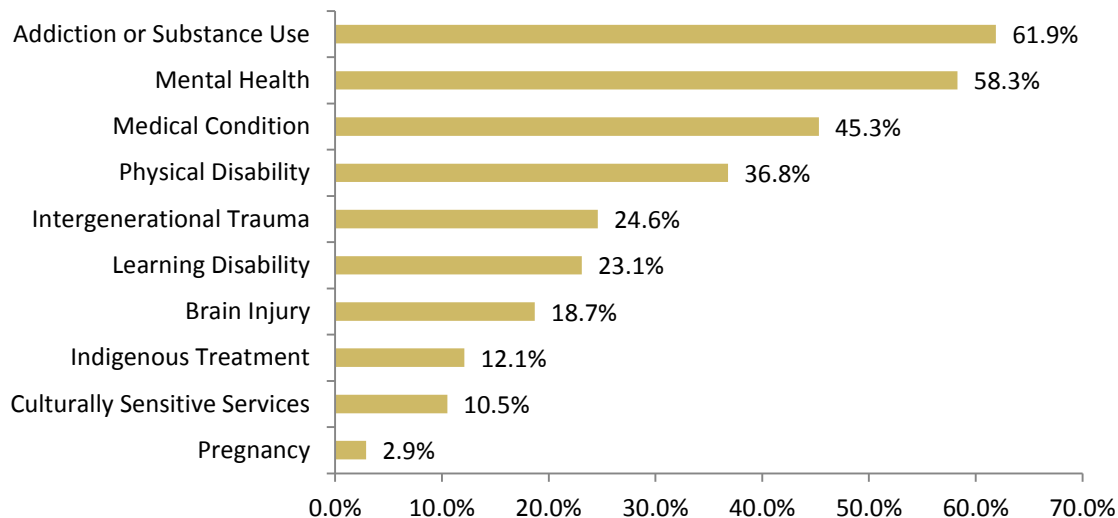


The two previous questions demonstrate that, although shelters are an important part of the housing continuum in terms of emergency response, they make not work for everyone, particularly when there is a very strong desire for permanent housing options.

## Service Needs

Survey participants were read aloud and provided a list of services to read themselves and then asked to identify which services were applicable to their needs. Respondents were able to select any and all options they judged as applying to their particular circumstances, and were also given the opportunity to identify any other services not included on the list. The following are the proportion of respondents, within the general survey population, that selected each response.

### Service Needs (N=733)



#### **Indigenous Respondents**

- While the top 5 service needs selected by Indigenous respondents **matched that of the broader population**, a higher proportion of respondents selected service needs that relate specifically to Indigenous experiences of homelessness.
- More than a third of indigenous respondents identified the need for services that relate to **intergenerational trauma** (37.2%) and **Indigenous treatment** (33.6%).
- Over a fifth (21.3%) of Indigenous respondents identified the need for **culturally sensitive services**.

#### **Youth Respondents**

- The top service need identified by youth respondents was **mental health services**, identified by a higher proportion of youth respondents than among the broader survey population.
- A higher proportion of youth respondents than respondents of all ages, over a third (35.5%), identified the need for **learning disability services**.
- Youth respondents also strongly identified the need for services that relate to **intergenerational trauma**.

#### **Senior (55+) Respondents**

- The top service need identified by seniors was services related to a **serious or ongoing medical condition**, with nearly two-thirds of senior respondents identifying this need.
- A majority (60.6%) of senior respondents also identified the need for services related to a **physical disability**

## Indigenous Experiences of Homelessness

The 2018 Point-in-Time Count survey featured a series of locally developed, Indigenous-specific questions. In addition to the Housing Needs Survey questions asked of all survey participants, those who identified as Indigenous were asked several additional questions to illuminate some of the unique experiences of Indigenous homelessness.

### Demographic highlights

- Approximately **one-third (33.0%) of all survey respondents identified as Indigenous** – a total of 290 Indigenous survey respondents.
- There was a higher proportion of Indigenous respondents in **Sooke**, where 17 of 36 **(47.2%) respondents identified as Indigenous**, compared to the broader Greater Victoria survey population.
- **A higher proportion of Indigenous respondents identified as female and women (40.3%) and other gender identities<sup>12</sup> (4.2%)** compared to the broader survey population (30.2% and 2.2% respectively).
- **A higher proportion of Indigenous respondents (16.4%) identified as LGBQQ2S+** compared to the broader survey population (12.8%).

### Vancouver Island Indigenous communities

More than 100 Indigenous communities were identified as being home communities of PiT Count survey respondents, and these communities spanned across Turtle Island (North America).

Indigenous communities on Vancouver Island (First Nations and tribal groupings) were represented by the number of individuals as follows:<sup>13</sup>

---

<sup>12</sup> Other gender identifies including: genderqueer, gender non-conforming, and two-spirit.

<sup>13</sup> In order to protect the identity of respondents, any communities with 3 or fewer respondents have been listed as 1-3.

### Coast Salish (29 individuals)

T'Sou-ke First Nation	5
Beecher Bay (Scia'new) First Nation	4
Tsawout First Nation	4
Cowichan Tribes First Nation	1-3
Songhees First Nation	1-3
Lyackson First Nation	1-3
Tsartlip First Nation	1-3
Chemainus First Nation	1-3
Coast Salish	1-3
Cowichan First Nation	1-3
Esquimalt Nation	1-3
Pauquachin First Nation	1-3

### Nuu-chah-nulth (43 individuals)

Ahousaht First Nation	9
Nuchatlaht First Nation	6
Tla-o-qui-aht First Nations	6
Tseshah First Nation	4
Ucluelet First Nation	4
Huu-ay-aht First Nation	1-3
Ditidaht First Nation	1-3
Mowachaht/Muchalaht First Nations	1-3
Pacheedaht First Nation	1-3
Hesquiaht First Nation	1-3
Hupacasath First Nation	1-3
Toquaht First Nation	1-3

### Kwakwaka'wakw (3 individuals)

Alert Bay	1-3
Kwikwasut'inuxw Haxwa'mis First Nation	1-3

### Intergenerational trauma and colonial systems

An intentional system of policies and practices designed to eradicate Indigenous cultures across Canada was perpetuated through colonial practices that included Residential Schools and what were known as Indian Day Schools. It is well-documented that the impact of these systems on Indigenous children has led to intergenerational trauma and dispossession, being forced away from their land, cultures, languages, and families.<sup>14</sup>

While the residential school system officially ended in 1996, many analyses have seen the foster care system (government / ministry care) as a current day extension of the residential school system. During what is now known as the Sixties Scoop (which persisted beyond that decade), many Indigenous children were separated from their families and communities and placed in foster homes or adoption. Indigenous children are currently overrepresented in the foster care system, as more than half (56%) of children in care in BC are Indigenous, according to Statistics Canada.<sup>15</sup> The Census of Canada demonstrated this overrepresentation of Indigenous youth in foster care systems is a national phenomenon.<sup>16</sup>

<sup>14</sup> Patrick, Caryl. (2014). *Aboriginal Homelessness in Canada: A Literature Review*.

<sup>15</sup> Statistics Canada (2016). *Aboriginal Peoples: Fact Sheet for British Columbia*.

<sup>16</sup> Indigenous Services Canada (2018). *Media Brief Backgrounder – Child & Family Services*.



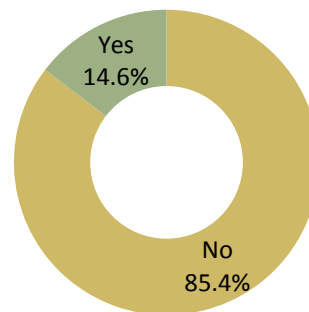
### Experiences of Residential School

It is important to understand whether or not Indigenous people experiencing homelessness had attended a residential or day school. Having an understanding of incidence can help inform the degree to which housing and supports solutions might consider incorporating strategies to address trauma and work towards the provision of culturally safe and appropriate spaces and services.

This data is limited, however, as it does not represent the full impact of intergenerational trauma related to residential and day schools, because the survey question has only asked about personal, direct experiences of the colonial school system.

Indigenous respondents were asked if they had been to Residential School or what were known as Indian Day Schools. Among Indigenous survey respondents 14.6% indicated that they had personally attended either of these colonial schools. Many more respondents have been impacted by these systems, but the question did not allow an opportunity to identify the impact of intergenerational trauma.

### Have you been to Residential School or what were known as Indian Day Schools? (N=253)

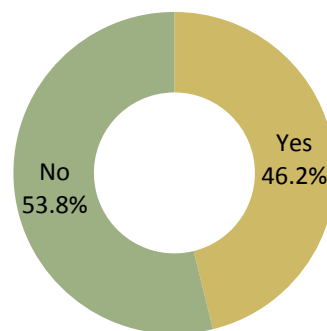


### Indigenous experiences of government / ministry care

Survey participants were asked if they have spent time in government / ministry care, which includes foster care, group homes, and youth agreements. Nearly half of Indigenous survey respondents (46.2%) reported having been a youth in government / ministry care.

This is a higher percentage than reflected in the broader survey population, where approximately 31% of survey respondents have been a youth in government / ministry care, consistent with the cross-Canada overrepresentation of Indigenous children and youth in the foster care system.

### Have you ever been a youth in government / ministry care? (N=286)



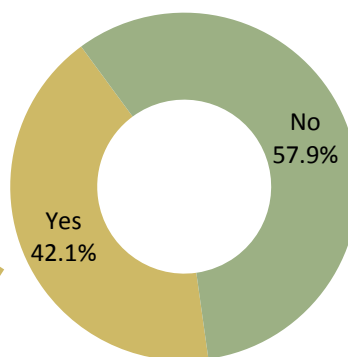
### On reserve housing

Please note that, due to jurisdictional issues, the Point-in-Time Count was not completed on any of the 10 reserves in Greater Victoria. Indigenous survey respondents, however, were asked a series of locally-generated questions that relate to on-reserve housing issues.

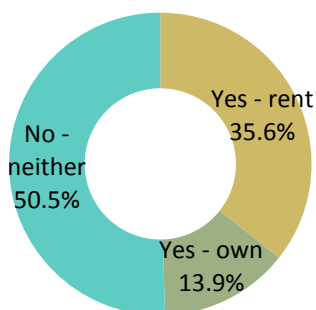
Indigenous respondents were asked whether they lived on reserve before. More respondents (57.9%) indicated that they had not lived on reserve than those that had lived on reserve (42.1%).

Those Indigenous respondents who had lived on reserve were asked the following two follow up questions:

**Have you lived on reserve?  
(N=273)**

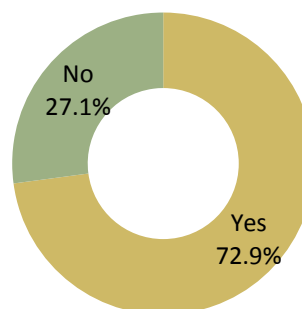


**Did you own or rent a home on reserve?  
(N=101)**



Of the Indigenous respondents who have lived on reserve, about half neither rented nor owned a home. About a third (35.6%) rented a home while a smaller percentage (13.9%) owned a home on reserve.

**Was it your choice to leave the reserve?  
(N=107)**

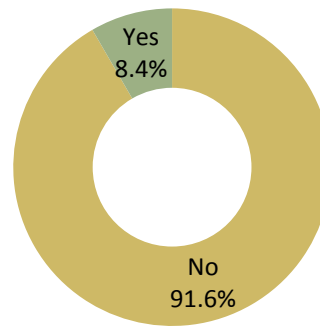


For nearly three-quarters (72.9%) of Indigenous respondents, it was their own choice to leave the reserve. For about one-in-four respondents (27.1%), however, other factors led to them to leaving the reserve.

Most Indigenous respondents (91.6%) were not on a housing waitlist in their home communities, while 8.4% of Indigenous respondents experiencing homelessness were currently on a housing waitlist in their home community.

It should be noted that, since the majority of Indigenous communities / reserves place priority on housing for families, many single individuals may not consider putting their name on a housing waitlist.

**Are you on a housing waitlist in your home community? (N=251)**



## Regional Experiences of Homelessness

### Sooke

Greater Victoria spans a large area, and is comprised of urban, suburban, and rural areas. The District of Sooke is the westernmost municipality in the CRD.

There are limited services relating to experiences of homelessness currently available in Sooke. There are no emergency shelters and no transitional shelters or housing facilities. There is a domestic violence shelter, Sooke Transition House. Additionally, Sooke has a Crisis and Referral Centre, a Food Bank, and the Sooke Family Resource Society.

Additionally, there is little research available about the extent and nature of homelessness in Sooke. Therefore, it was very important to ensure the 2018 Greater Victoria Point-in-Time efforts involved the active inclusion and participation of Sooke.

The 2018 PiT Count in Sooke is an initial effort to identify the unique experiences of homelessness in a largely rural community such as Sooke. Because the information collected during this initial effort is quite limited, it is not necessarily representative of the more widespread experiences of homelessness in the region.

There were three survey locations established in Sooke: the Sooke Food Bank, the Sooke Crisis and Referral Centre, and the Sooke Legion. A total of 36 valid surveys were completed in Sooke, indicating that there were at least 36 people experiencing homelessness in Sooke the night of March 15, 2018. This number is a minimum estimate, and is an undercount of the actual extent of homelessness in Sooke.

Of the 36 people surveyed in Sooke:

- 13 (36.1%) identified they were staying in a **vehicle** (car, van, RV, truck)
- 9 (25.0%) identified they were staying at **someone else's place**
- 9 (25.0%) identified they were sleeping in an **outdoor location** (public space, makeshift shelter, tent, or shack, or another location unfit for human habitation)

## Salt Spring Island

In adherence with the HPS funding guidelines, the Greater Victoria Point-in-Time Count efforts were limited to the boundaries of the Victoria CMA, which does not include the Southern Gulf Islands and Salt Spring Island. Salt Spring Island conducted its own PiT Count in 2016 and 2018. The 2018 count was on Tuesday, March 13, 2018, two days earlier than the Greater Victoria count.

In 2018, the Salt Spring Island Point-in-Time Count report called attention to a type of physical living situations that may be unique to a coastal area such as Greater Victoria and Salt Spring Island: taking shelter on boats. Aside from the seasonal emergency shelter, it was the most common response for individuals surveyed that night. The report notes that “Salt Spring Island has a sizeable population of homeless individuals finding shelter on derelict boats and living offshore in a number of harbours and bays. These are not seaworthy boats in properly serviced moorage.”

Salt Spring Island connected with 131 people who were experiencing homelessness the night of March 13:

Unsheltered	63 (48%)
Emergency Sheltered	29 (22%)
Provisionally Accommodated	39 (30%)
Total	131 (100%)

To see more information about Salt Spring Island’s Point-in-Time Count, visit:

<http://saltspringcommunityservices.ca/point-in-time-homeless-count-2018/>

## Conclusion

The 2018 Greater Victoria Point-in-Time Count has provided valuable information to inform local service planning and delivery to help address the specific types of challenges that a variety of people face. The key learnings to be incorporated into approaches to address homelessness are as follows:

**Homelessness can affect anyone at any time.**

- Homelessness is experienced by people from a wide range of age and genders, family structures (people with children, people with partners).
- Factors that contribute to housing loss and serve as a barrier to housing are often a combination of structural factors, systemic failures, and personal circumstance.

**Interventions to address youth homelessness are key to addressing homelessness overall.**

- Nearly half of respondents (48.3%) had their first experience of homelessness under the age of 24 – 41.0% were 18 and under.
- Youth identified conflict with a parent or guardian as the top reason for housing loss.

**Interventions to address seniors (aged 55+) homelessness are critical.**

- A notable proportion of the survey population, nearly one-fifth (19.4%), was aged 55+.
- Of those aged 55+, more than a third (39.4%) had their *first* experience of homelessness as a senior.
- Seniors top reason for housing loss was being unable to pay. Many reported being evicted for other reasons, such as landlord use of property.
- Seniors indicated that health and disability issues served as a barrier to finding housing.

**Indigenous people are more likely to experience homelessness, for distinct reasons and with specific needs.**

- Approximately one-third (33.0%) of survey respondents were Indigenous, compared to the 4.8% in the general population of the Victoria CMA.
- Indigenous homelessness continues to reflect the ongoing impact of colonial systems – Residential Schools, the reserve system, the Sixties Scoop, and resultant intergenerational trauma.
- There is a need for more culturally sensitive services that incorporate Indigenous treatment approaches and address intergenerational trauma.

**A sustained regional approach to housing and homelessness is essential.**

## References

### *Point-in-Time Count Methodology Resources:*

- Canadian Observatory on Homelessness (2017). *Point-in-Time Count Toolkit*.
- Employment and Social Development Canada (2017). Homelessness Partnering Strategy. *Everyone Counts: A Guide to Point-in-Time Counts in Canada, 2nd Ed.*

### *Selected Homelessness studies in Greater Victoria / the Capital Region:*

- Albert, M., Pauly, B., Hunt-Jinnouchi, F., Penna, T., Pagan, F.. (2016) *More Than a Number: 2016 Greater Victoria Point in Time Count Technical Report*.
- Albert, M., Penna, T., Pagan, F., Pauly, B.. (2016) *More Than a Number: 2016 Greater Victoria Point in Time Count Summary Report*.
- Albert, M., Pauly, B., Cross, G., and Cooper, T. (2014). *One Night Only: report of those staying in temporary accommodation in Greater Victoria*. Victoria: Greater Victoria Coalition to End Homelessness
- Victoria Cool Aid Society and the Community Social Planning Council (2007). *Homeless Needs Survey: A Pathway to Home*. Victoria: Victoria Cool Aid Society
- Salt Spring Island Community Services (2018). *2018 Salt Spring Island Point-in-Time Homeless Count*.

### *Other works cited:*

- BC Representative for Children and Youth (2014). *On Their Own: Examining the needs of BC youth as they leave government care*. Victoria: Office of the BC Representative for Children and Youth
- Canada Mortgage and Housing Corporation (2017). *Rental Market Report, Fall 2017*.
- Canadian Observatory on Homelessness. *Definition of Indigenous Homelessness*. <http://www.homelesshub.ca/IndigenousHomelessness>
- Census of Canada (2016). Victoria Census Metropolitan Area (CMA).
- Community Social Planning Council of Greater Victoria (2015). *Capital Region Housing Data Book and Gap Analysis*. Prepared for the Capital Regional District.
- Community Social Planning Council of Greater Victoria (2018). *Living Wage Report*.
- Employment and Social Development Canada, Homelessness Partnering Strategy (2017). *National Shelter Study: 2005–2014, Emergency Shelter Use in Canada*.
- Employment and Social Development Canada, Homelessness Partnering Strategy (2017). *Highlights - 2016 Coordinated Point-in-Time Count of Homelessness in Canadian Communities*.
- Government of Canada, Department of Justice (2017). *JustFacts: Indigenous overrepresentation in the criminal justice system*. <http://www.justice.gc.ca/eng/rp-pr/jr/jf-pf/2017/jan02.html>
- Indigenous Services Canada (2018). *Media Brief Backgrounder – Child & Family Services*. [https://www.canada.ca/en/indigenous-services-canada/news/2018/01/media\\_brief\\_backgrounderchildfamilyservices.html](https://www.canada.ca/en/indigenous-services-canada/news/2018/01/media_brief_backgrounderchildfamilyservices.html)
- Patrick, Caryl. (2014). *Aboriginal Homelessness in Canada: A Literature Review*. Toronto: Canadian Homelessness Research Network Press.
- Patterson, Michelle L., et. al. (2015). "History of foster care among homeless adults with mental illness in Vancouver, British Columbia: a precursor to trajectories of risk." *BMC Psychiatry*, 15(32).
- Statistics Canada (2016). *Aboriginal Peoples: Fact Sheet for British Columbia*. <https://www150.statcan.gc.ca/n1/pub/89-656-x/89-656-x2016011-eng.htm>

## TECHNICAL APPENDICES

### Methodology

#### Measuring Homelessness in Our Region

A PiT Count is a snapshot, a picture of homelessness in a community on a given day. The success and accuracy of the numbers and information gathered are dependent upon the thoroughness of the methods and the participation of stakeholders, such as governments and agencies that serve people who are homeless. A Point-in-Time Count is one data collection strategy among many. Regular shelter bed counts, information from service providers, and other research also provide valuable information.

A Point-in-Time (PiT) Count is a strategy to help determine the extent of homelessness in a community on a given night, at a single point in time. Point-in-Time Counts can allow a community to better understand the nature and extent of homelessness and the people who are homeless in a community. Such counts can support better planning, and when done on more than one occasion, may allow communities to assess their progress in reducing homelessness.

The Point-in-Time Count involves two components that work together to provide important information:

- A housing needs survey – that helps to provide an understanding of who is experiencing homelessness, the barriers to housing, and local service needs
- An enumeration (the 'count') of those experiencing both sheltered and unsheltered homelessness

#### *Past Research*

This is Greater Victoria's second PiT Count, using the federally mandated and coordinated PiT Count methodology from the Homelessness Partnering Strategy. A PiT Count was conducted in Greater Victoria in February 2016, alongside other communities in Canada.

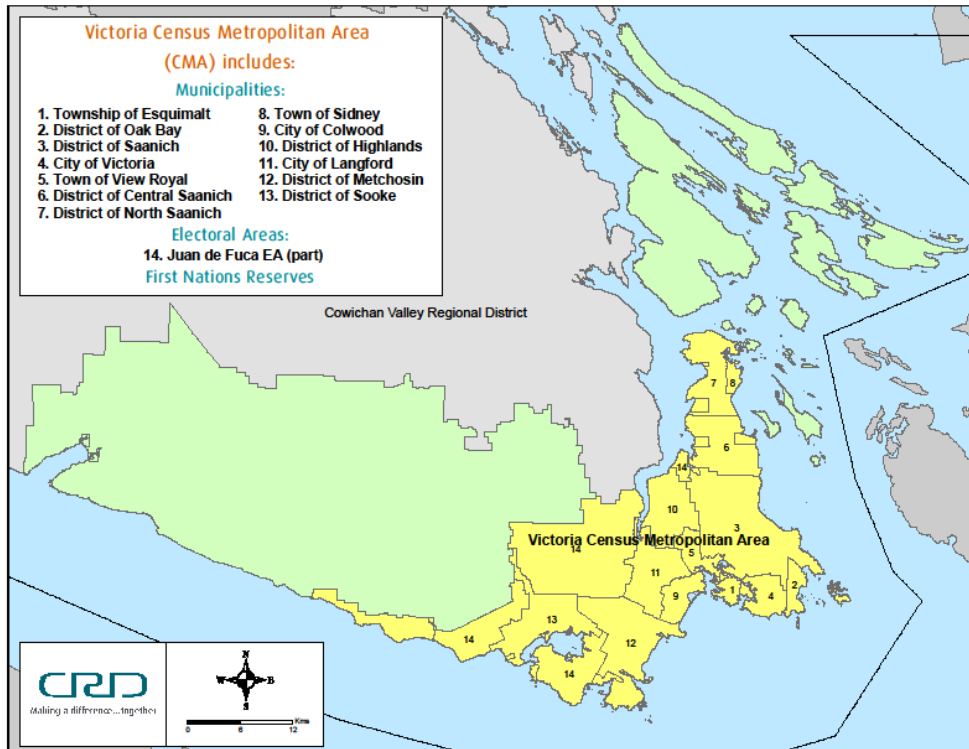
Previous to the PiT Counts, a Facility Count was conducted to provide a one-night count of those staying in emergency shelters and temporary accommodation. See page 39 for other similar studies that have been conducted in Greater Victoria and the Capital Region.



### Geographic definition of the “region”

- Capital Regional District is the Community Entity for the HPS funding, however, due to HPS funding requirements the Point-in-Time Count for Greater Victoria actually refers to the Victoria Census Metropolitan Area (CMA) – and it is within these bounds is where the PiT Count was conducted.
  - The Victoria CMA includes 13 municipalities and 1 electoral area:
    - City of Colwood
    - City of Langford
    - City of Victoria
    - District of Central Saanich
    - District of Highlands
    - District of Metchosin
    - District of North Saanich
    - District of Oak Bay
    - District of Saanich
    - District of Sooke
    - Town of Sidney
    - Town of View Royal
    - Township of Esquimalt
    - Juan de Fuca Electoral Area (part)
  - The main difference between these two geographic areas is that the Victoria CMA does not include the Gulf Islands – The Southern Gulf Islands Electoral Area or the Salt Spring Island Electoral Area – but the CRD does include these areas.
- Salt Spring Island conducted their own Point-in-Time Count, independent of the Greater Victoria PiT Count. Their results are reported within this report to give a more complete sense of homelessness within the region.
- Within this report, the “region” will be used in a colloquial sense, and may refer to Greater Victoria or the Capital Regional District, depending on context. The terms Capital Regional District (CRD) or Greater Victoria will be used when it is necessary to differentiate the geographic region in particular.

Due to HPS funding limitations and issues of jurisdictions, this Point-in-Time Count does not include the 10 reserves within Greater Victoria.



## Point-in-Time Count roles

### Partners

- Capital Regional District
- Greater Victoria Coalition to End Homelessness
- Community Social Planning Council of Greater Victoria
- Government of Canada's Homelessness Partnering Strategy
- Volunteer Victoria
- Sanctuary Youth Centre

### Project team

- Community Social Planning Council of Greater Victoria
  - Stefanie Hardman, PiT Count Coordinator and Research Manager
  - Kelly Sherwin, Operations Coordinator
  - Taryn Cassidy, Lead Project Assistant
  - Emily Jackson, Youth Engagement Coordinator
  - Lisa Crossman, Indigenous Engagement Coordinator
  - Chelsea Fiorentino, Project Assistant
  - Annalea Sordi, Project Assistant
  - Marika Albert, Project Supervisor
- Volunteer Victoria, Volunteer Coordination

- Hilary Marks, Bernice Kamano, Darrin Murphy, and Malcolm Sword – Peer Outreach and Training
- Greater Victoria Coalition to End Homelessness, Media and Communications
- Dr. Bernie Pauly, Research Supervisor and Reviewer

### **Community Advisory Committee**

The Community Advisory Committee oversaw and guided the project, including developing the methodology and Housing Needs Survey, as well as assisted with logistics of implementation. The Community Advisory Committee was made up of housing and service providers, people with lived experience of homelessness, law enforcement, and researchers.

<b>Name</b>	<b>Title</b>	<b>Organization</b>
Alan Rycroft	Manager, Fund Development & Communication	Cool Aid Society
Alfred Okot Ochen	Wraparound Case Manager, For Adults and Families	Victoria Immigrant and Refugee Society
Avery Taylor	Manager, Housing and Housing Support Services	PHS Community Services
Bernie Pauly	Associate Professor	University of Victoria, School of Nursing
Cst Jose Bingham	Community Resource Officer - Downtown	Victoria Police Department
Cst Sean Hand	Community Resource Officer – Burnside / Gorge Area	Victoria Police Department
Darrin Murphy	Social Inclusion Advisory Committee Member	Greater Victoria Coalition to End Homelessness
Fran Hunt-Jinnouchi	Executive Director	Aboriginal Coalition to End Homelessness
Ian Munro	Coordinator, MHSU SI Residential Services	Island Health
Jen Wilde	Regional Coordinator	Greater Victoria Extreme Weather Protocol
Jenn Mortimer	Manager, Youth Shelter and Homelessness Programs	Beacon Community Services
John Reilly	Manager, Housing Planning & Programs	Capital Regional District
Le-ann Dolan	Director of Operations	Our Place Society
Makenna Rielly	Executive Director	Victoria Transition House Society
Malcolm Sword	Social Inclusion Advisory Committee Member	Greater Victoria Coalition to End Homelessness
Parm Kroad	Deputy Director	Victoria Transition House Society
Shannon Whissell	Manager, Community Development	Greater Victoria Coalition to End Homelessness

### **Sooke subcommittee**

The Sooke subcommittee was comprised mainly of volunteers who recognized the importance of bringing the PiT Count to Sooke, to ensure that people experiencing homelessness in Sooke would have the opportunity to be included.

Name	Organization
Sherry Thompson	Sooke Shelter
Earl Bretherton	Sooke Shelter
Melanie Cunningham	Sooke Shelter
Kim Kaldal	Sooke Food Bank
Elizabeth Ford	Sooke Crisis & Referral Centre

### Mapping advising

The following individuals were consulting to provide information about known locations of individual sleeping outdoors in various areas throughout the region of Greater Victoria.

Name	Title	Organization
Cpl Dan Cottingham	Community Engagement Officer	Central Saanich Police Service
Cst Michelle Joyce	Youth Resource Officer	Central Saanich Police Service
Nancy Johnson	Bylaw Officer	City of Victoria
Reverend Al Tysick	Executive Director	Dandelion Society
Patrick Robins	Chief Administrative Officer	District of Central Saanich
Medea Mills	Bylaw Compliance & Enforcement Officer	District of Sooke
Gary Faykes	Building Official	District of View Royal
Mark Groulx	Bylaw Enforcement Officer	District of View Royal
Markus Lueder	Liaison Officer	Oak Bay Police Department
Cst Kristopher Dukeshire	Community Engagement Officer	Saanich Police Department
Cst Samantha Haldane	Community Officer	Sooke RCMP
Tim Tanton	Director of Development Services, Engineering, Parks and Public Works	Town of Sidney
Cst Sean Hand	Community Resource Officer – Burnside-Gorge	Victoria Police Department
Cst Jose Bingham	Community Resource Officer – Downtown	Victoria Police Department
Cst Kevin Lastiwka	Community Resource Officer – Esquimalt/VicWest	Victoria Police Department
Cst Rae Robirtis	Community Resource Officer – Esquimalt/VicWest	Victoria Police Department
Cpl Sean French	Community Officer	West Shore RCMP

### Time and date of the PiT Count

- The Point-in-Time Count in Greater Victoria activities took place between 9:00am on Thursday, March 15, 2018 and 7:00pm on Friday, March 16, 2018. This is a broader range of hours than the 2016 PiT Count, and this broader timeframe was decided to accommodate:
  - The request of local service providers, who felt that the limited time frame of 2016 did not allow an opportunity to survey many clients who use their services;

- A Youth Magnet Event, held during the regular drop-in hours at the Sanctuary Youth Centre (the Centre is not open on Thursdays).
- All reference to “the night of the Count” refers to the night of March 15. If individuals were surveyed on March 16, they were asked “Where did you stay last night?”

### *Weather*

Weather conditions may impact the number of people sheltering outdoors. The Emergency Weather Protocol was not enacted the evening of March 15, 2018, and therefore EWP mats were not available. The weather conditions were fairly mild. It was approximately 5-7 degrees celcius during the duration of the evening, with little wind (5-15km/h), and no precipitation.

### **Survey locations**

#### *Indoor locations*

Location	Type	Municipality
SMVIZ - Cockrell House	Transitional (Veterans)	Colwood
AIDS Vancouver Island - Westshore Health Centre	Health service	Langford
GVPL Juan de Fuca branch	Community Agency	Langford
Island Health – The Grove	Transitional	Oak Bay
Victoria Native Friendship Centre	Community Agency	Saanich
Victoria Women’s Transition House, Harrison Place	Emerg shelter (domestic violence)	Saanich
Cridge Transition House (The Cridge Centre)	Emerg shelter (domestic violence)	Saanich
Island Health – Seven Oaks	Treatment	Saanich
Sooke Food Bank	Food bank	Sooke
Sooke Crisis & Referral Centre	Health service	Sooke
Sooke Legion	Community agency	Sooke
Hayward Heights (The Cridge Centre)	Transitional	Victoria
Our Place Society	Transitional	Victoria
Salvation Army	Transitional	Victoria
Mustard Seed Food Bank	Meal Pgm	Victoria
PEERS	Drop In	Victoria
GVPL Central Branch	Community Agency	Victoria
John Howard Society - Manchester House	Halfway house	Victoria
Our Place Society	Transitional Housing	Victoria
Our Place Society	Drop In	Victoria
John Howard Society	Day Program	Victoria
Our Place – My Place	Emerg Shelter	Victoria

AIDS Vancouver Island	Drop In	Victoria
Salvation Army	Transitional	Victoria
PEERS	Outreach Van	Victoria
Our Place - First Met Church	Emerg Shelter	Victoria
Pandora Youth Apartments	Transitional	Victoria
PHS Society – Douglas Street, Arbutus Shelter	Emerg shelter	Victoria
Cool Aid – Rock Bay Landing	Transitional	Victoria
Sandy Merriman House (Cool Aid)	Emerg shelter (women)	Victoria
Out of the Rain	Emerg shelter (youth)	Victoria
Anawim House	Transitional	Victoria
Burnside Gorge Community Association	Community Agency	Victoria
Mary Cridge Manor (The Cridge Centre)	Transitional	Victoria
Cool Aid Seasonal Shelter	Shelter	Victoria
Kiwanis Emergency Youth Shelter (KEYS)	Emerg shelter (youth)	Victoria
Margaret Laurence House	Transitional	Victoria
Next Steps (Cool Aid)	Transitional	Victoria
Threshold Housing – Threshold House	Transitional	Victoria
Threshold Housing – Forrest House	Transitional	Victoria
Threshold Housing – Holly House	Transitional	Victoria
Threshold Housing – Forrest House	Transitional	Victoria
Threshold Housing – Safe Housing Youth (SHY)	Transitional	Victoria
Together We Can – Beacon House	Transitional	Victoria
Together We Can – Lighthouse	Treatment	Victoria
Umbrella Society – Foundation House	Transitional	Victoria
Umbrella Society – Hudson House	Transitional	Victoria
Victoria Youth Empowerment Society – Alliance Club	Meal pgm / day pgm	Victoria
Our Places – Choices	Transitional	View Royal

### **Outdoor Locations**

Teams of volunteers were assigned to routes with known locations of individuals sleeping outdoors. Many of the outdoor locations were conducted at night, with shifts from approximately 8:00pm to 11:00pm (as some municipal bylaws restrict the time when individuals can set up tents to shelter in parks). Some outdoor routes, however, were assigned to be visited in the day time / early evening, particularly in locations that were: (a) dark and remote and (b) were identified to have individuals sheltering outdoors throughout the day time.

Area 1 South Downtown West (3 Routes)

Area 2 South Downtown East (3 Routes)

Area 3 Market Square/Johnson St Bridge/ up to Pembroke (3 Routes)
Area 4 Centennial Square (2 Routes)
Area 5 North Downtown (2 Routes)
Area 6 Pandora North (2 Routes)
Area 7 Pandora South (2 Routes)
Area 8 North Park (2 Routes)
Area 9 Fernwood and Harris Green
Area 10 James Bay and Beacon Hill Park
Area 11 South-west Saanich / Cuthbert Holmes Park
Area 12 View Royal / Langford
Area 13 Vic West / Galloping Goose
Area 14 Esquimalt
Area 15 Oak Bay and Victoria - Topaz Park and Stadacona Park
Area 16 Sooke

### **Youth Magnet Event**

Surveys were also collected from a Youth Magnet Event which took place on Friday, March 16, 2018 at the Sanctuary Youth Centre, a youth drop-in centre, in Victoria. The Sanctuary’s usual drop-in times occur on Fridays, so the PiT Count was able to connect with youth that make use of the services available there, as well as invite more youth to join us there. The event was a barbecue with entertainment, information booths, music, and prizes. The PiT Count ensured that a youth counsellor was present on the premises during the PiT Count surveying, in case any youth wanted to debrief.

### **Methodological details**

#### **Research Ethics**

The 2018 Greater Victoria Point-in-Time Count places a high priority on research ethics and the importance of informed consent. All surveyors, volunteers and staff alike, were provided with training to ensure surveys were conducted with minimal risk to participants. A script was provided to each surveyor, to be read aloud to each potential participant before asking if they are willing to participate in the survey. The script let the potential participant know that participation is voluntary and their name will not be recorded. Data collected anonymously, with no directly identifying information recorded (no initials, no date of birth, etc). Furthermore, the PiT Count recognized that the information collected is of a personal nature – and some relates to personal and ancestral history that may be traumatic – so participants were told at the beginning, and then reminded, that participation is voluntary and they could choose to skip any questions or stop the interview at any time. Ethics approval was obtained from the University of Victoria and Island Health’s joint ethics review.

### ***Participant Compensation***

Survey participants were given \$5.00 cash as compensation for their participation. Compensation for research participants is considered best practice in participatory research as a gesture to recognize the time and energy it takes for individuals to share their experiences. At any point during the survey participants were able to discontinue and still receive the honorarium. Participants were asked to indicate that they received their honorarium by marking an "X" on the Honorarium Tracking Form, however participants were encouraged not to write their names in order to preserve the anonymity of participation.

### ***Data cleaning, coding, and analysis***

Survey data was reviewed with surveyors upon their return to the PiT Count headquarters the night of the count to ensure clarity of responses. Survey data was entered into the Homeless Individuals and Families Information System (HIFIS), version 3. Some data coding of open responses was performed upon data entry while other data coding was performed after the data set was extracted from HIFIS into an Excel format. Data tabulation and analysis was conducted in Excel after assembling the various data sets that HIFIS produced.

Duplicates were identified and removed by assigning a unique ID to each survey (based upon the numeric information of: age of survey respondent; age of first experience of homelessness; how longer they have been homeless over the past year; how longer they have been in Greater Victoria). Before duplicates were removed, data that appeared in the duplicate but not in the original were transferred over to complete the data set.

### ***Enumeration methodology***

The enumeration is the 'count' of the number of people experiencing both sheltered and unsheltered homelessness in Greater Victoria, on a single night.

Information for the enumeration came from two places:

- **Facility administrative data** – Staff at shelter, housing, treatment, and correctional facilities were requested to complete a Facility Enumeration Form on the night of March 15, 2018 to indicate the number of people staying within their facility (who had no permanent address). Facility location and classification information is provided below.
- **Survey data** – Survey participants who indicated they were staying at the following locations were counted and included in the enumeration: Public space (e.g. sidewalk, park, forest, bus shelter); vehicle (car, van, RV, truck); makeshift shelter, tent, or shack; abandoned/vacant building; other unsheltered location; respondent doesn't know. If the survey participant was also counted and included in the enumeration if they answered they were staying at (1) someone else's place or (2) motel/hotel, and if they couldn't stay



there ask long as they wanted, and didn't have a place of their own they could safety return to.

### **Facility classification definitions:**

- **Emergency Weather Protocol mats:** Cold/wet weather services include shelter facilities and services that operate and/or are funded on a seasonal basis. Shelters add cold wet weather beds (seasonal beds and mats) to provide the option of a warm, dry place to sleep for people who are homeless as winter weather sets in and the need increases.
  - Please note: The EWP was not called the night of March 15, 2018 and therefore EWP mats were not included in the PiT Count Enumeration.
- **Emergency Shelter:** Short-stay accommodation of 30 days or less. Emergency shelters provide single or shared bedrooms or dorm-type sleeping arrangements, with varying levels of support to individuals.
- **Seasonal Emergency Shelter:** Short-stay accommodation of 30 days or less in facilities that operate for a certain time frame within the year. Emergency shelters provide single or shared bedrooms or dorm-type sleeping arrangements, with varying levels of support to individuals
- **Transitional Shelter and Housing:** Stays from 30 days to 3 years in facilities that include the provision of support services, on- or off-site, to help people move towards independence and self-sufficiency.
- **Treatment:** Substance use and/or mental health treatment, including: detox, recovery, for individuals who have no fixed address.
- **Correctional:** Correctional facilities, including only individuals with no fixed address, and community residential facilities / halfway houses.

### **Facility locations and classification:**

The following is the list of facilities, by classification, that provided administrative data to be included in the Enumeration.

#### Seasonal Emergency (3 facilities)

Municipality	Agency	Facility
Victoria	Beacon Community Services	Out of the Rain
Victoria	Our Place Society	First Met Seasonal Shelter
Victoria	Victoria Cool Aid Society	Cool Aid Seasonal Shelter

#### Emergency Shelter (8 facilities)

Saanich	The Cridge Centre for the Family	Cridge Transition House for Women
Saanich	Island Health	Sobering and Assessment Shelter
Victoria	PHS Community Services	Arbutus Shelter
Victoria	Salvation Army	ARC Residential Department - Emergency Shelter

Victoria	Victoria Cool Aid Society	Rock Bay Landing – Emergency Shelter
Victoria	Victoria Cool Aid Society	Sandy Merriman House
Victoria	Victoria Women's Transition House	VWTH Transition House Shelter
Victoria	Victoria Youth Empowerment Society	Kiwanis Emergency Youth Shelter (KEYS)

### Transitional Shelter and Housing (32 facilities)

Victoria	Anawim Companions Society	Anawim House
Victoria	Boys and Girls Club of Greater Victoria	Care Homes - mother/babe + youth programs
Victoria	Greater Victoria Women's Shelter Society	Margaret Laurence House
Victoria	Island Health	Blackwood Apartments
Victoria	Island Health	Caribbean
Esquimalt	Island Health	Comerford
Victoria	Island Health	Garden House Residence
Oak Bay	Island Health	The Grove
Saanich	Island Health	Panama House
Victoria	Island Health	Rockland Apartments
Victoria	John Howard Society	Gelling Manor
Victoria	John Howard Society	Maxfield House
Victoria	Laren Society: Journey from Inside Out	Bill Mudge House
Victoria	Our Place Society	Choices Transitional Housing
Victoria	Our Place Society	Our Place Transitional Housing
Victoria	Our Place Society	My Place Transitional Housing
Victoria	Salvation Army	ARC Residential Department - transitional beds
Victoria	SMVIZ Veterans Housing Society	Cockrell House
Victoria	The Cridge Centre for the Family	Cridge Brain Injury Service (Mary Cridge Manor)
Victoria	The Cridge Centre for the Family	Cridge Supportive Transitional Housing (Mary Cridge Manor)
Victoria	The Cridge Centre for the Family	Cridge Supportive Transitional Housing (Hayward Heights)
Victoria	Threshold Housing Society	Forrest House
Victoria	Threshold Housing Society	Holly House
Victoria	Threshold Housing Society	Mitchell House
Victoria	Threshold Housing Society	Safe Housing for Youth (SHY)
Victoria	Threshold Housing Society	Threshold House
Victoria	Vancouver Island Addictions Recovery Society	Foundation House
Victoria	Victoria Cool Aid Society	Next Steps
Victoria	Victoria Cool Aid Society	Rock Bay Landing - Transitional Housing
Saanich	Victoria Women's Transition House	Safe House
Saanich	Victoria Women's Transition House	Harrison Place
Victoria	YMCA-YWCA of Greater Victoria	Young Moms & Pandora Youth Apartments

### Treatment (9 facilities)

Saanich	The Cridge Centre for the Family	Cridge Brain Injury Service (Macdonald House)
Victoria	Salvation Army	Beacon of Hope House
Victoria	Island Health	Adanac House
Victoria	Island Health	EMP 5A Detox
Saanich	Island Health	Wascana House
Victoria	Island Health	Glengarry Transitional Care Unit
Victoria	Island Health	Styles St Apartments
Victoria	Together We Can	Lighthouse
Victoria	PHS Community Services	Douglas Street Community, Recovery Floor

### Corrections (3 facilities)

Saanich	BC Corrections - Adult Custody	Vancouver Island Regional Correctional Facility (VIRCC)
Victoria	John Howard Society	Manchester House
Victoria	Salvation Army	Community Residential Facility

- The PiT Count Enumeration efforts also involved requesting local police departments to report numbers of individuals staying in holding cells the night of March 15, 2018 with No Fixed Address. No local police departments reported NFA numbers for that night.

### Notes about the Enumeration:

- There have been new facilities established since the 2016 Point-in-Time Count:
  - Our Place Society, Choices Transitional Housing (Transitional Shelter and Housing)
  - PHS Community Services Society, Arbutus Shelter (Emergency Shelter)
  - PHS Community Services Society, Recovery Floor of the Douglas Street Community (Treatment)
  - Threshold Housing Society, Threshold House (Transitional Shelter and Housing)
- Sooke Transition House, Annie's Place, was under renovation and had no residents at the time of the PiT Count and therefore did not participate in the Enumeration
- Woodwyn Farms was closed down shortly before the 2018 PiT Count and therefore had no residents staying there. It was not included in the Count.
- No response from some previously participating facilities:
  - Casa Maria Emergency Housing Society - Doreen Wall House (operated by Mitraniketan Housing Co-operative)
  - Victoria Human Exchange Society – Frances Thibeau House
- Some facilities that had been counted previously were not technically eligible for the enumeration because they do not have a time limit to the length of stay:
  - Foundation House (Umbrella Society, formerly Vancouver Island Addictions Recovery Society)

## Data Collection Tools

### Copy of the 2018 Greater Victoria Point-in-Time Count Survey

**PiT Count Survey – DAY OF**

**Survey Number:**

Hello, my name is \_\_\_\_\_ and I'm a volunteer for the Greater Victoria housing needs survey. We are conducting a survey to provide better programs and services to people experiencing homelessness. The survey takes about 10 minutes to complete.

**CONFIDENTIALITY AND INFORMED CONSENT SCRIPT:**

- **Participation is voluntary and your name will not be recorded.**
- You can choose to **skip any question** or to **stop the interview at any time.**
- Results will contribute to the understanding of homelessness across Canada, and will help with research to improve local services.

**A. Have you answered this survey with a person with this button?**

[YES: Thank and tally] [NO: Go to B]

**B. Are you willing to participate in the survey?**

[YES: Go to C] [NO: Thank and tally]

**C. Where are you staying tonight? [DO NOT READ CATEGORIES]**

a. DECLINE TO ANSWER	c. SOMEONE ELSE'S PLACE ->ASK C1 AND C2	f. EMERGENCY SHELTER, DOMESTIC VIOLENCE SHELTER
b. OWN APARTMENT/ HOUSE	d. MOTEL/HOTEL ->ASK C2	g. TRANSITIONAL SHELTER/HOUSING
	e. HOSPITAL, JAIL, PRISON, REMAND CENTRE ->ASK C2	h. PUBLIC SPACE (E.G., SIDEWALK, PARK, FOREST, BUS SHELTER)
		i. VEHICLE (CAR, VAN, RV, TRUCK)
		j. MAKESHIFT SHELTER, TENT OR SHACK
		k. ABANDONED/VACANT BUILDING
		l. OTHER UNSHELTERED LOCATION
		m. RESPONDENT DOESN'T KNOW [LIKELY HOMELESS]
[THANK & END SURVEY]	[FOLLOW UP QUESTIONS]	[BEGIN SURVEY QUESTION 1 <u>AFTER FILLING IN BELOW</u> ]

C1: Can you stay there as long as you want or is this a temporary situation?

- a. AS LONG AS WANTED [THANK AND END SURVEY]
- b. TEMPORARY SITUATION -----> GO TO C2
- c. DON'T KNOW -----> GO TO C2
- d. DECLINE TO ANSWER [THANK AND END SURVEY]

C2: Do you have a house or apartment that you can safely return to?

- a. YES [THANK AND END SURVEY]
- b. NO -----> FILL IN BELOW THEN BEGIN SURVEY
- c. DON'T KNOW -----> FILL IN BELOW THEN BEGIN SURVEY DECLINE [THANK AND END SURVEY]

[once screened in:]

Thank you for agreeing to participate. You will receive \$5.00 for participating in the survey.

**★ FILL IN BELOW (and location/your contact info at top) THEN BEGIN SURVEY**

<p>*PLEASE <u>CIRCLE</u> WHERE PARTICIPANT IS STAYING TONIGHT, THURS MAR 15*</p> <p>c. SOMEONE ELSE’S PLACE</p> <p>d. MOTEL/HOTEL</p> <p>e. HOSPITAL, JAIL, PRISON, REMAND CENTRE</p>	<p>f. EMERGENCY SHELTER, DOMESTIC VIOLENCE SHELTER</p> <p>g. TRANSITIONAL SHELTER/HOUSING</p> <p>h. PUBLIC SPACE (E.G., SIDEWALK, PARK, FOREST, BUS SHELTER)</p> <p>i. VEHICLE (CAR, VAN, RV, TRUCK)</p> <p>j. MAKESHIFT SHELTER, TENT OR SHACK</p> <p>k. ABANDONED/VACANT BUILDING</p> <p>l. OTHER UNSHELTERED LOCATION</p> <p>m. RESPONDENT DOESN’T KNOW [LIKELY HOMELESS]</p>
---	--

Location: \_\_\_\_\_ Time: \_\_\_\_\_ AM/PM  
 Interviewer: \_\_\_\_\_ Contact #: \_\_\_\_\_

1. What family members are staying with you tonight? [Indicate survey numbers for adults. Check all that apply]

<input type="checkbox"/> NONE	<input type="checkbox"/> OTHER ADULT - Survey #: _____
<input type="checkbox"/> PARTNER - Survey #: _____	<input type="checkbox"/> DECLINE TO ANSWER
<input type="checkbox"/> CHILD(REN)/DEPENDENT(S)	
[indicate gender and age for each]	
GENDER	
AGE	
	1 2 3 4 5 6 7 8

2. How old are you? [OR] What year were you born? [If unsure, ask for best estimate]

AGE \_\_\_\_\_ OR YEAR BORN \_\_\_\_\_  DON’T KNOW  DECLINE TO ANSWER

➔ For the next questions, “homelessness” means any time when you have been without a secure place to live, including sleeping in shelters, on the streets, or living temporarily with others.

3. How old were you the first time you experienced homelessness?

AGE \_\_\_\_\_  DON’T KNOW  DECLINE TO ANSWER

4. In total, how much time have you been homeless over the PAST YEAR? [Best estimate.]

LENGTH \_\_\_\_\_ DAYS | WEEKS | MONTHS  DON’T KNOW  DECLINE TO ANSWER

5. In total, how many different times have you experienced homelessness over the PAST YEAR? [Best estimate.]

NUMBER OF TIMES \_\_\_\_\_ [Includes this time]  DON’T KNOW  DECLINE TO ANSWER

6. Have you stayed in an emergency shelter in the past year? [Prompt: give examples like Our Place, Rock Bay Landing, Salvation Army.]

YES  NO [ask 6b]  DON’T KNOW  DECLINE TO ANSWER

**06b If not, what are the main reasons?** [Do not read categories; select all that apply]

<input type="checkbox"/> TURNED AWAY (SHELTERS ARE FULL)	<input type="checkbox"/> PREFER TO STAY WITH FRIENDS/FAMILY
<input type="checkbox"/> TURNED AWAY (BANNED)	<input type="checkbox"/> CHOOSE TO STAY OUTSIDE
<input type="checkbox"/> LACK OF TRANSPORTATION	<input type="checkbox"/> PET(S)
<input type="checkbox"/> FEAR FOR SAFETY	<input type="checkbox"/> DON'T KNOW
<input type="checkbox"/> BED BUGS & OTHER PESTS	<input type="checkbox"/> DECLINE TO ANSWER
<input type="checkbox"/> NOT WOMEN OR CHILD FRIENDLY	<input type="checkbox"/> OTHER: _____

**7. How long have you been in Greater Victoria?**

<input type="checkbox"/> LENGTH _____ DAYS / WEEKS / MONTHS / YEARS →→→ <input type="checkbox"/> ALWAYS BEEN HERE <input type="checkbox"/> DON'T KNOW <input type="checkbox"/> DECLINE TO ANSWER	<b>7b. Where did you live before you came here?</b> <input type="checkbox"/> COMMUNITY _____ PROVINCE _____ OR COUNTRY _____ <input type="checkbox"/> DECLINE TO ANSWER
--	--

**07c What is the main reason you came to Greater Victoria?** [Do not read categories; select one]

<input type="checkbox"/> TO ACCESS EMERGENCY SHELTER(S)	<input type="checkbox"/> TO ATTEND SCHOOL
<input type="checkbox"/> TO ACCESS SERVICES AND SUPPORTS	<input type="checkbox"/> FEAR FOR SAFETY
<input type="checkbox"/> FAMILY MOVED HERE	<input type="checkbox"/> RECREATION/SHOPPING
<input type="checkbox"/> TO VISIT FRIENDS/FAMILY	<input type="checkbox"/> DON'T KNOW
<input type="checkbox"/> TO FIND HOUSING	<input type="checkbox"/> DECLINE TO ANSWER
<input type="checkbox"/> EMPLOYMENT (SEEKING)	<input type="checkbox"/> OTHER: _____
<input type="checkbox"/> EMPLOYMENT (SECURED)	

➔ **The next questions relate to your personal and ancestral history. I just want to repeat that the questions are voluntary and you can choose to skip any of these questions.**

**8. Did you come to Canada as an immigrant, refugee or refugee claimant?**

<input type="checkbox"/> YES, IMMIGRANT -----> <input type="checkbox"/> YES, REFUGEE-----> <input type="checkbox"/> YES, REFUGEE CLAIMANT-----> <input type="checkbox"/> NO <input type="checkbox"/> DON'T KNOW <input type="checkbox"/> DECLINE TO ANSWER	<b>If YES:</b> <b>8b) How long have you been in Canada?</b> <input type="checkbox"/> LENGTH: _____ DAYS   WEEKS   MONTHS   YEARS OR DATE: ____/____/____ DAY / MONTH / YEAR <input type="checkbox"/> DON'T KNOW <input type="checkbox"/> DECLINE TO ANSWER
---	--

**9. Do you identify as Indigenous or do you have Indigenous ancestry? This includes First Nations with or without status, Métis, and Inuit.** [If yes, please follow-up to specify, and ask follow up questions.]

<input type="checkbox"/> YES -----> <input type="checkbox"/> NO <input type="checkbox"/> DON'T KNOW <input type="checkbox"/> DECLINE TO ANSWER	<b>If YES:</b> <input type="checkbox"/> FIRST NATIONS (with or without status) <input type="checkbox"/> INUIT <input type="checkbox"/> MÉTIS <input type="checkbox"/> HAVE INDIGENOUS ANCESTRY
---	---

**9b) Which indigenous community are you from?**

<input type="checkbox"/> COMMUNITY/RESERVE NAME _____	<input type="checkbox"/> DON'T KNOW	<input type="checkbox"/> DECLINE TO ANSWER
---	-------------------------------------	--

**9c) Have you previously lived on reserve?**

<input type="checkbox"/> YES ----- > <input type="checkbox"/> NO <input type="checkbox"/> DON'T KNOW <input type="checkbox"/> DECLINE TO ANSWER	<b>If YES (two follow up questions)</b>	
	<b>(i) Did you own or rent a home on reserve?</b>	
	<input type="checkbox"/> YES – OWN <input type="checkbox"/> YES – RENT	<input type="checkbox"/> NO, NEITHER <input type="checkbox"/> DON'T KNOW <input type="checkbox"/> DECLINE TO ANSWER
	<b>(ii) Was it your choice to leave the reserve?</b>	
	<input type="checkbox"/> YES <input type="checkbox"/> NO	<input type="checkbox"/> DON'T KNOW <input type="checkbox"/> DECLINE TO ANSWER

**9d) Are you currently on a housing waitlist in your on-reserve home community?**

<input type="checkbox"/> YES	<input type="checkbox"/> NO	<input type="checkbox"/> DON'T KNOW	<input type="checkbox"/> DECLINE TO ANSWER
------------------------------	-----------------------------	-------------------------------------	--

[The following question is sensitive and can be prefaced by asking for consent to ask.]

**9e) Have you ever been to residential school or what were called "Indian Day Schools"?**

<input type="checkbox"/> YES – RESIDENTIAL SCHOOL	<input type="checkbox"/> NO	<input type="checkbox"/> DON'T KNOW	<input type="checkbox"/> DECLINE TO ANSWER
<input type="checkbox"/> YES – INDIAN DAY SCHOOL			

**10. Have you ever had any service in the Canadian Military or RCMP?** [Military includes Canadian Navy, Army, or Air Force]

<input type="checkbox"/> YES, MILITARY	<input type="checkbox"/> NO	<input type="checkbox"/> DON'T KNOW	<input type="checkbox"/> DECLINE TO ANSWER
<input type="checkbox"/> YES, RCMP			

**11. (C02) Have you ever been a youth in government/ministry care?** [Foster care, group home, youth agreement, etc]

<input type="checkbox"/> YES [ask 11b & 11c]	<input type="checkbox"/> NO	<input type="checkbox"/> DON'T KNOW	<input type="checkbox"/> DECLINE TO ANSWER
<input type="checkbox"/> YES – STILL IN CARE [go to 12]			

**11b. (C02b) Approximately how long after leaving government care did you become homeless?**

<input type="checkbox"/> LENGTH _____ DAYS / WEEKS / MONTHS / YEARS	<input type="checkbox"/> DON'T KNOW	<input type="checkbox"/> DECLINE TO ANSWER
---	-------------------------------------	--

**11c. (C02c) Do you feel that Child Protection Services was helpful in transitioning you to stable housing after leaving government care?** [only ask if answered 'yes' to 11.]

<input type="checkbox"/> YES	<input type="checkbox"/> NO	<input type="checkbox"/> DON'T KNOW	<input type="checkbox"/> DECLINE TO ANSWER
------------------------------	-----------------------------	-------------------------------------	--

**12. (11.) What gender do you identify with?** [Show list.]

<input type="checkbox"/> MALE / MAN	<input type="checkbox"/> TRANS FEMALE / TRANS WOMAN	<input type="checkbox"/> NOT LISTED:
<input type="checkbox"/> FEMALE / WOMAN	<input type="checkbox"/> TRANS MALE / TRANS MAN	_____
<input type="checkbox"/> TWO-SPIRIT	<input type="checkbox"/> GENDERQUEER/GENDER NON-CONFORMING	<input type="checkbox"/> DON'T KNOW
		<input type="checkbox"/> DECLINE TO ANSWER

**13. (12.) How do you describe your sexual orientation, for example straight, gay, lesbian?** [Show list.]

<input type="checkbox"/> STRAIGHT/HETEROSEXUAL	<input type="checkbox"/> BISEXUAL	<input type="checkbox"/> QUEER	<input type="checkbox"/> DON'T KNOW
<input type="checkbox"/> GAY	<input type="checkbox"/> TWO-SPIRIT	<input type="checkbox"/> NOT LISTED:	<input type="checkbox"/> DECLINE TO ANSWER
<input type="checkbox"/> LESBIAN	<input type="checkbox"/> QUESTIONING	_____	

**14. (13.) What happened that caused you to lose your housing most recently?** [Do not read the options. Check all that apply. "Housing" does not include temporary arrangements (e.g., couch surfing) or shelter stays.]

<input type="checkbox"/> ILLNESS OR MEDICAL CONDITION	<input type="checkbox"/> CONFLICT WITH: PARENT / GUARDIAN
<input type="checkbox"/> ADDICTION OR SUBSTANCE USE	<input type="checkbox"/> CONFLICT WITH: SPOUSE / PARTNER
<input type="checkbox"/> JOB LOSS	<input type="checkbox"/> CONFLICT WITH: ANOTHER ADULT
<input type="checkbox"/> EVICTION: DUE TO "LANDLORD USE" OF PROPERTY	<input type="checkbox"/> LEFT CARE (CHILD PROTECTION)/(PROV. TERM)
<input type="checkbox"/> EVICTION: UNABLE TO PAY RENT OR MORTGAGE	<input type="checkbox"/> INCARCERATED (JAIL OR PRISON)
<input type="checkbox"/> EVICTION: UNSAFE HOUSING CONDITIONS	<input type="checkbox"/> HOSPITALIZATION OR TREATMENT PROGRAM
<input type="checkbox"/> EXPERIENCED ABUSE BY: PARENT / GUARDIAN	<input type="checkbox"/> DON'T KNOW
<input type="checkbox"/> EXPERIENCED ABUSE BY: SPOUSE / PARTNER	<input type="checkbox"/> DECLINE TO ANSWER
<input type="checkbox"/> OTHER REASON: _____	

**15. (14.) What are your sources of income?** [Read list and check all that apply]

<input type="checkbox"/> EMPLOYMENT	<input type="checkbox"/> DISABILITY BENEFIT	<input type="checkbox"/> NO INCOME
<input type="checkbox"/> INFORMAL/SELF-EMPLOYMENT (E.G., BOTTLE RETURNS, PANHANDLING)	<input type="checkbox"/> SENIORS BENEFITS (E.G., CPP/OAS/GIS)	<input type="checkbox"/> DECLINE TO ANSWER
<input type="checkbox"/> EMPLOYMENT INSURANCE	<input type="checkbox"/> GST REFUND	<input type="checkbox"/> OTHER SOURCE: _____
<input type="checkbox"/> WELFARE/SOCIAL ASSISTANCE	<input type="checkbox"/> CHILD AND FAMILY TAX BENEFITS	
	<input type="checkbox"/> MONEY FROM FAMILY/FRIENDS	

**16. (C05.) Do you want to get into permanent housing?**

<input type="checkbox"/> YES	<input type="checkbox"/> NO	<input type="checkbox"/> DON'T KNOW	<input type="checkbox"/> DECLINE TO ANSWER
------------------------------	-----------------------------	-------------------------------------	--

**17. (C06.) What challenges or problems have you experienced when trying to find housing?**

[Select all that apply]

<input type="checkbox"/> LOW INCOME	<input type="checkbox"/> HEALTH/DISABILITY ISSUES	<input type="checkbox"/> DISCRIMINATION
<input type="checkbox"/> NO INCOME ASSISTANCE	<input type="checkbox"/> MENTAL HEALTH ISSUES	<input type="checkbox"/> DISCRIMINATION: RACISM
<input type="checkbox"/> RENTS TOO HIGH	<input type="checkbox"/> ADDICTION	<input type="checkbox"/> DON'T WANT HOUSING
<input type="checkbox"/> LACK OF AVAILABLE OPTIONS	<input type="checkbox"/> CRIMINAL HISTORY	<input type="checkbox"/> NO BARRIERS TO HOUSING
<input type="checkbox"/> POOR HOUSING CONDITIONS	<input type="checkbox"/> PETS	<input type="checkbox"/> DON'T KNOW
<input type="checkbox"/> FAMILY BREAKDOWN/CONFLICT	<input type="checkbox"/> CHILDREN	<input type="checkbox"/> DECLINE TO ANSWER
<input type="checkbox"/> DOMESTIC VIOLENCE	<input type="checkbox"/> OTHER (PLEASE SPECIFY): _____	

**18. (C08.) I'm going to read a list of services that you may or may not need. Let me know which of these apply to you. Do you have a need for services related to:** [Read categories, select all that apply]

<input type="checkbox"/> SERIOUS OR ONGOING MEDICAL CONDITION	<input type="checkbox"/> INTERGENERATIONAL TRAUMA
<input type="checkbox"/> PHYSICAL DISABILITY	<input type="checkbox"/> INDIGENOUS TREATMENT & SUPPORT
<input type="checkbox"/> LEARNING DISABILITY	<input type="checkbox"/> CULTURALLY-SENSITIVE SERVICES
<input type="checkbox"/> ADDICTION OR SUBSTANCE USE	<input type="checkbox"/> PREGNANCY
<input type="checkbox"/> MENTAL HEALTH (Counselling, treatment, etc.)	<input type="checkbox"/> NONE OF THE ABOVE
<input type="checkbox"/> BRAIN INJURY	<input type="checkbox"/> DECLINE TO ANSWER
	<input type="checkbox"/> OTHER: _____

➔ **Thank you for participating in the Survey!** [Give participant \$5 honorarium.]

**NOTES:**