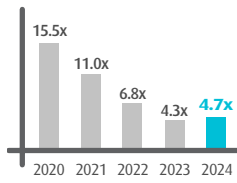


## BUILDING INFRASTRUCTURE

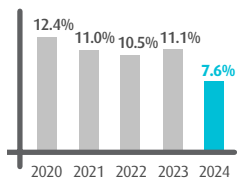


Investment in capital is **4.7x** the rate of depreciation

This is the amount of capital invested in infrastructure for every dollar that assets depreciate each year. In 2024, the investment in capital will be \$261.1M\* compared to an amortization of \$56.0M\*.

\*Amortization based on net book value as per the audited financial statements from the preceding year

## MANAGING DEBT



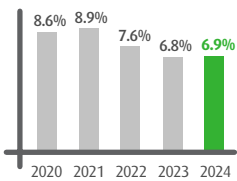
Debt servicing costs are **7.6%** of revenue

This is the amount of annual revenue committed to debt repayment for existing and new capital. In 2024, debt servicing costs will account for \$21.7M\* out of total revenue of \$285.8M.\*\*

\*This excludes municipal borrowing.

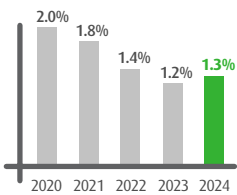
\*\*This excludes municipal debt (18.7M), internal allocations (57.7M), and surplus carryforward (6.5M).

## SAVING FOR THE FUTURE



Reserve transfers make up **6.9%** of the operating budget

This is the amount of total reserve contributions compared to the total CRD operating budget. In 2024, reserve transfers will total \$25.4M while the operating budget will total \$368.2M.



Reserve transfers make up **1.3%** of the depreciated value of assets

This is the amount of total reserve contributions compared to the total net book value of CRD assets. In 2024, reserve transfers will total \$25.4M while the net book value will total \$1,885.1M.\*

\*Based on net book value as per the audited statements from the preceding year.