

⑤ Minute Walk & Wheel to School
UNSUPERVISED STUDENT DROP-OFF & PICK-UP SITE

KISS & GO • PARK & STROLL • MEET UP & GO

What is 'Walk & Wheel for 5' ?

Walk & Wheel for 5 is designed to support student safety by easing vehicle congestion at the school during arrival and dismissal, while saving you time, building student confidence, and enabling more families to be active.

These unsupervised sites are five minutes (500 meters) from the school and may be used as **alternative drop-off and pick-up sites for households that drive, walk, wheel, bike or take public transit together.**

Use these sites to **Meet-Up & Go, Park & Stroll or simply Kiss & Go** on your way to school. Supporting safety in numbers on common routes to school ultimately creates safer active travel conditions for everyone.

Your choice makes a difference

When you choose not to drive door-to-door you help reduce road congestion and support safety in numbers.

Reducing vehicle traffic during arrival & dismissal times makes school parking lots & streets safer for everyone.

Benefits of Active Travel

- Create safer school streets
- Spend time together outside
- Build confidence & capacity

"I love the Walking School Bus, because now my Mom gets to work ON time!"

- Grade 3 Student Rogers Elementary

"It's really tough to walk or bike when both parents have full time jobs. The Walk and Wheel for 5 site has saved me getting stuck in congestion near the school. My child enjoys it too!"

-Millstream Elementary parent

Questions?

Contact the PAC, Principal or CRD Regional and Strategic Planning regionalplanning@crd.bc.ca



PLAN YOUR ROUTE TO

COLWOOD ELEMENTARY

Join in & help support more students and their families confidently choose active travel

In partnership with:
















TIPS FOR FAMILIES

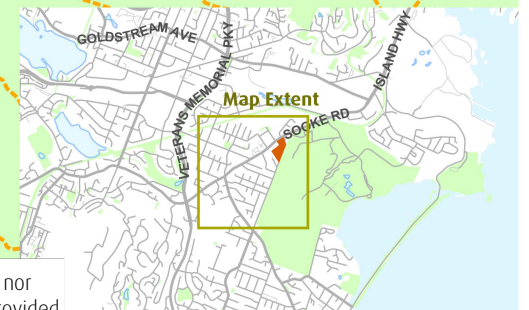
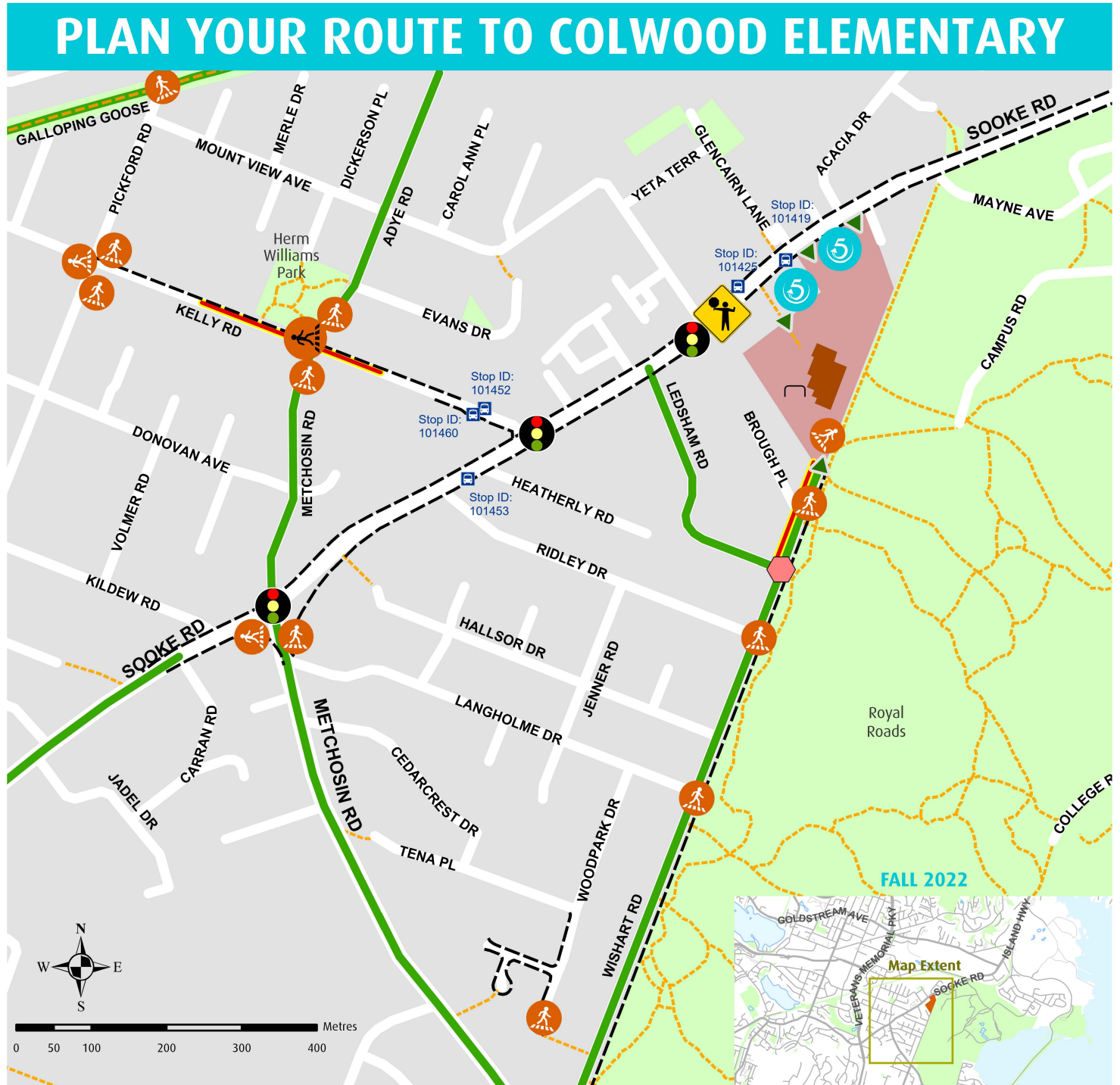
- ✓ Walking - use crosswalks, sidewalks & routes with crossing guards where possible. If there is no sidewalk, walk on the opposite side of the street to watch for oncoming traffic
- ✓ Cycling - obey the rules of the road. Wear a helmet, ride single file, when possible use a bike lane or ride near the curb, stop at stop signs and don't wear earbuds
- ✓ Build confidence by practicing as a family
- ✓ Let's get visible! Wear bright and reflective clothing and lights

Do you usually drive door-to-door?

- ✓ Try a "Walk & Wheel for 5" site to reduce school traffic congestion and benefit from active travel
- ✓ "Kiss & Go" by limiting your parking to 2 minutes maximum at arrival and dismissal

Legend

-  Walk & Wheel for 5 sites/routes
-  Marked Crosswalk
-  Pedestrian Activated Crosswalk
-  Crossing Guard 15 mins before & after school
-  Major Intersection with Signalized Crosswalk
-  Public Bus Stop closest to School
-  Bicycle Rack
-  School Access Point
-  Sidewalk
-  Bike Route
-  Multi Use Trail Connections
-  School Zone/Playground Zone 30 km/hr
-  All-Way Stop



Important: The Capital Regional District (CRD) does not warrant or represent that the information herein is free from errors or omissions, nor does it warrant the safety or suitability of any route, trail, road or pathway depicted or otherwise described herein. This information is provided for general information purposes on the condition that the (CRD) will not be liable for any loss, damage, costs, or expense whatsoever incurred by any person or entity using or otherwise relying upon it. The use of this document by any person or entity is entirely at their sole risk.

500 metres is about a 5 minute walk