

COMMUNITY HOMELESSNESS REPORT SUMMARY

Greater Victoria
2019-2021

COORDINATED ACCESS AND HOMELESSNESS MANAGEMENT INFORMATION SYSTEM (HMIS) SELF-ASSESSMENT

SUMMARY

The table below provides a summary of the work the community has done so far to implement Reaching Home's minimum requirements for Coordinated Access and an HMIS.

How many of the Reaching Home minimum requirements has the community:

Met	Started	Not yet started
1	17	0

SUMMARY COMMENT

Are there particular efforts and/or issues that you would like to highlight for this reporting period related to your community's work to achieve the Reaching Home minimum requirements? In particular, please describe your community's efforts to set-up or improve the Coordinated Access governance structure, including processes to ensure that policies and protocols, as approved by the governance group(s), are being implemented across the system as intended to achieve desired results.

The Capital Regional District had been working with BC Housing over the past two years to see if the Reaching Home funded and other funded programs could participate in the local Coordinated Access and Homeless Individuals and Families Information System (HIFIS) systems. Unfortunately, this effort has not achieved the hoped for result and the Greater Victoria Community Entity has aligned itself with the other BC Community Entities to make a request to have a system that will operate separately from BC Housing. This has slowed progress in developing the policies, procedures, agreements and processes needed to support a robust Coordinated Access and Assessment (CAA) and HIFIS implementation. The Community Entity has, in partnership with its CAA partners through the CAA Advisory Committee, hired a Community Planner to begin engaging institutional and community stakeholders in the further articulation and development of the CAA system that is currently operating in the region and to support the development of a local HIFIS system to support CAA activities.

COMMUNITY-LEVEL DATA for 2019-2020

Based on the information provided in the Community Homelessness Report, the community does not have to report community-level data for 2019-2020.

What is the date range for available data from the List for this fiscal report?

- First date in reporting period:
- Last date in reporting period:

YYYY-MM-DD
YYYY-MM-DD

Complete the Population Groups table below using the date range indicated for this fiscal report.

Number of unique individuals (or households where not available) in each Priority Population Group who:

Priority Population Groups	Were homeless (Measures Cumulative Homelessness)	Were new to homelessness (Measures Inflow)	Returned to homelessness from housing (one or more times) (Measures Inflow)	Returned to homelessness from transitional status (one or more times) (Measures Inflow)	Returned to homelessness from unknown status (one or more times) (Measures Inflow)	State changed from inactive to active (one or more times) (Measures Inflow)
Overall homeless	0	0	0	0	0	0
Chronically homeless	0	0	0	0	0	0
Indigenous peoples	0	0	0	0	0	0
Priority Population Groups			Moved from homelessness to housing (one or more times) (Measures Outflow)	Status changed from homelessness to transitional (one or more times) (Measures Outflow)	Status changed from homelessness to unknown (one or more times) (Measures Outflow)	State changed from active to inactive (one or more times) (Measures Outflow)
Overall homeless			0	0	0	0
Chronically homeless			0	0	0	0
Indigenous peoples			0	0	0	0

Complete the Prior Living Situations table below for all individuals (or households where not available) that were homeless for the date range indicated for this fiscal report.

	Public Institutions	Transitional Housing	Permanent Housing	Unknown	Total
New to homelessness	0	0	0	0	0
Returned to homelessness	0	0	0	0	0
Total	0	0	0	0	0

COMMUNITY-LEVEL DATA for 2020-2021

Based on the information provided in the Community Homelessness Report, the community does not have to report community-level data for 2020-2021 and community-level outcomes for the reporting period.

What is the date range for available data from the List for this fiscal report?

- First date in reporting period:
- Last date in reporting period:

YYYY-MM-DD
YYYY-MM-DD

Complete the Population Groups table below using the date range indicated for this fiscal report.

Number of unique individuals (or households where not available) in each Priority Population Group who:

Priority Population Groups	Were homeless (Measures Cumulative Homelessness)	Were new to homelessness (Measures Inflow)	Returned to homelessness from housing (one or more times) (Measures Inflow)	Returned to homelessness from transitional status (one or more times) (Measures Inflow)	Returned to homelessness from unknown status (one or more times) (Measures Inflow)	State changed from inactive to active (one or more times) (Measures Inflow)
Overall homeless	0	0	0	0	0	0
Chronically homeless	0	0	0	0	0	0
Indigenous peoples	0	0	0	0	0	0
Priority Population Groups			Moved from homelessness to housing (one or more times) (Measures Outflow)	Status changed from homelessness to transitional (one or more times) (Measures Outflow)	Status changed from homelessness to unknown (one or more times) (Measures Outflow)	State changed from active to inactive (one or more times) (Measures Outflow)
Overall homeless			0	0	0	0
Chronically homeless			0	0	0	0
Indigenous peoples			0	0	0	0

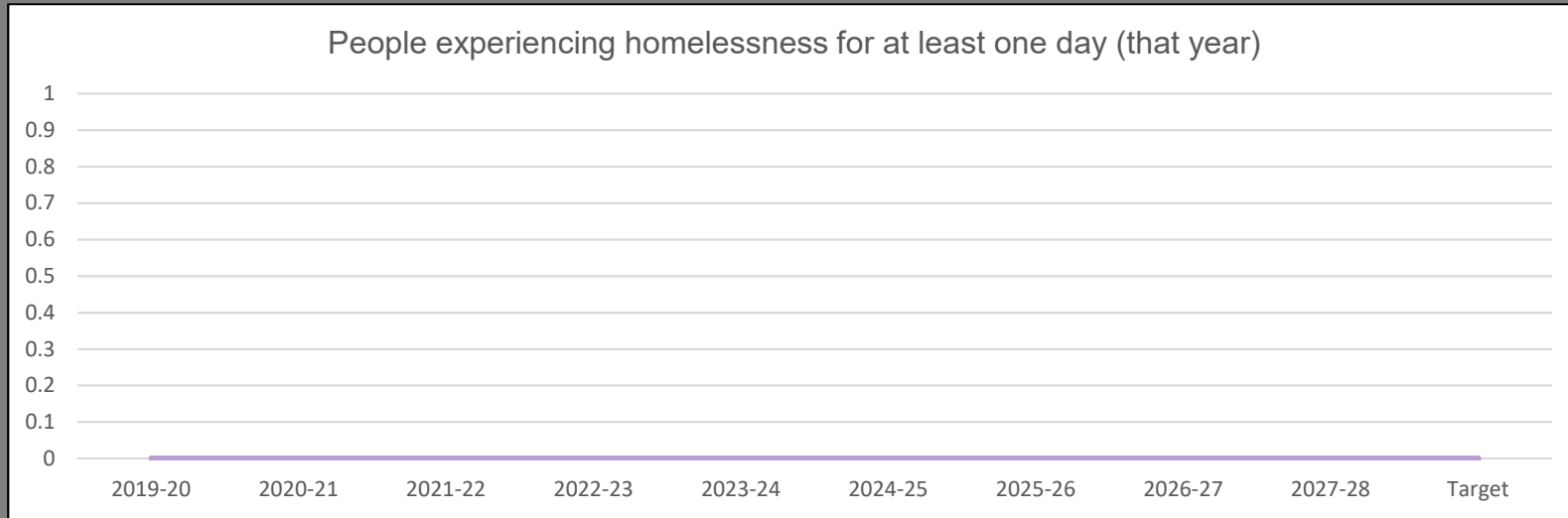
Complete the Prior Living Situations table below for all individuals (or households where not available) that were homeless for the date range indicated for this fiscal report.

	Public Institutions	Transitional Housing	Permanent Housing	Unknown	Total
New to homelessness	0	0	0	0	0
Returned to homelessness	0	0	0	0	0
Total	0	0	0	0	0

COMMUNITY-LEVEL RESULTS OUTCOMES - CORE OUTCOMES

Outcome # 1: Fewer people experience homelessness overall (homelessness is reduced overall)

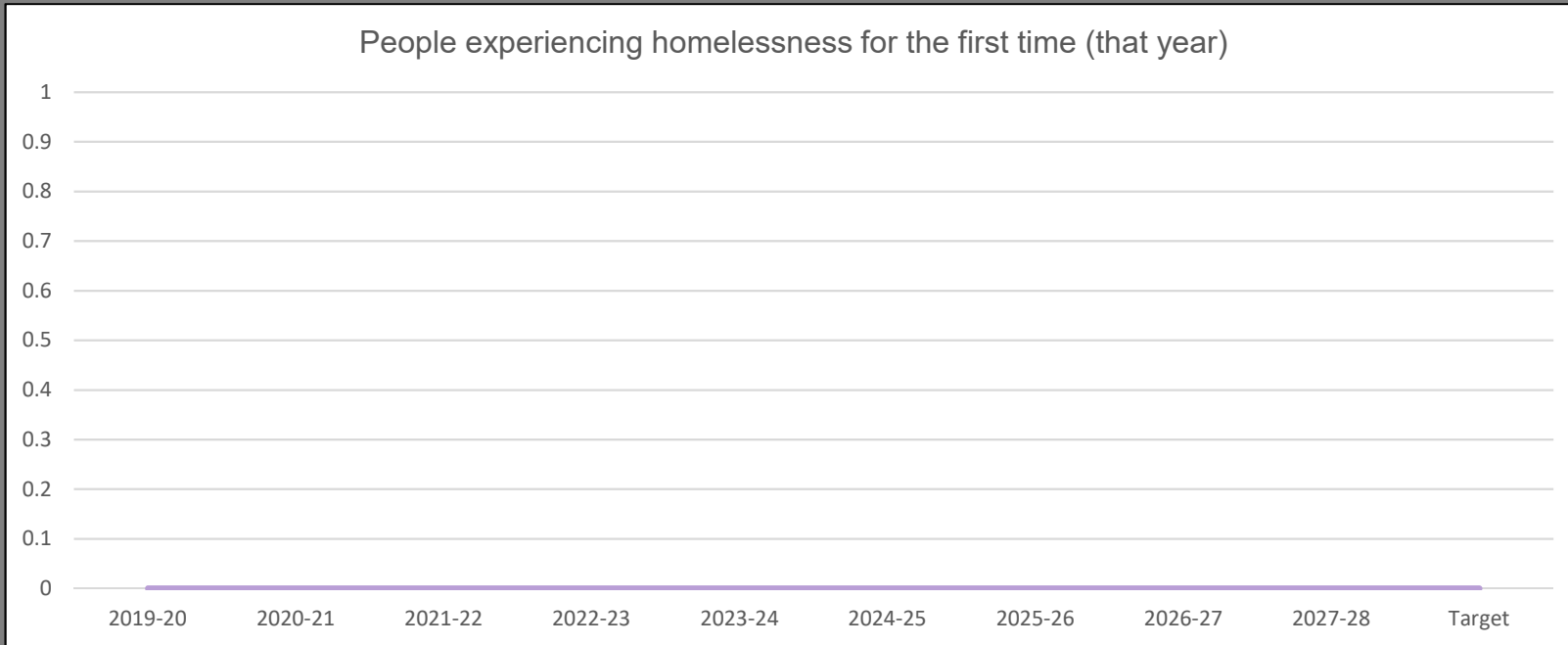
	2019-20	2020-21	2021-22	2022-23	2023-24	2024-25	2025-26	2026-27	2027-28	Target
People experiencing homelessness for at least one day (that year)	0	0	-	-	-	-	-	-	-	0



Please insert comment here

Outcome #2: Fewer people experience homelessness for the first time (new inflows into homelessness are reduced)

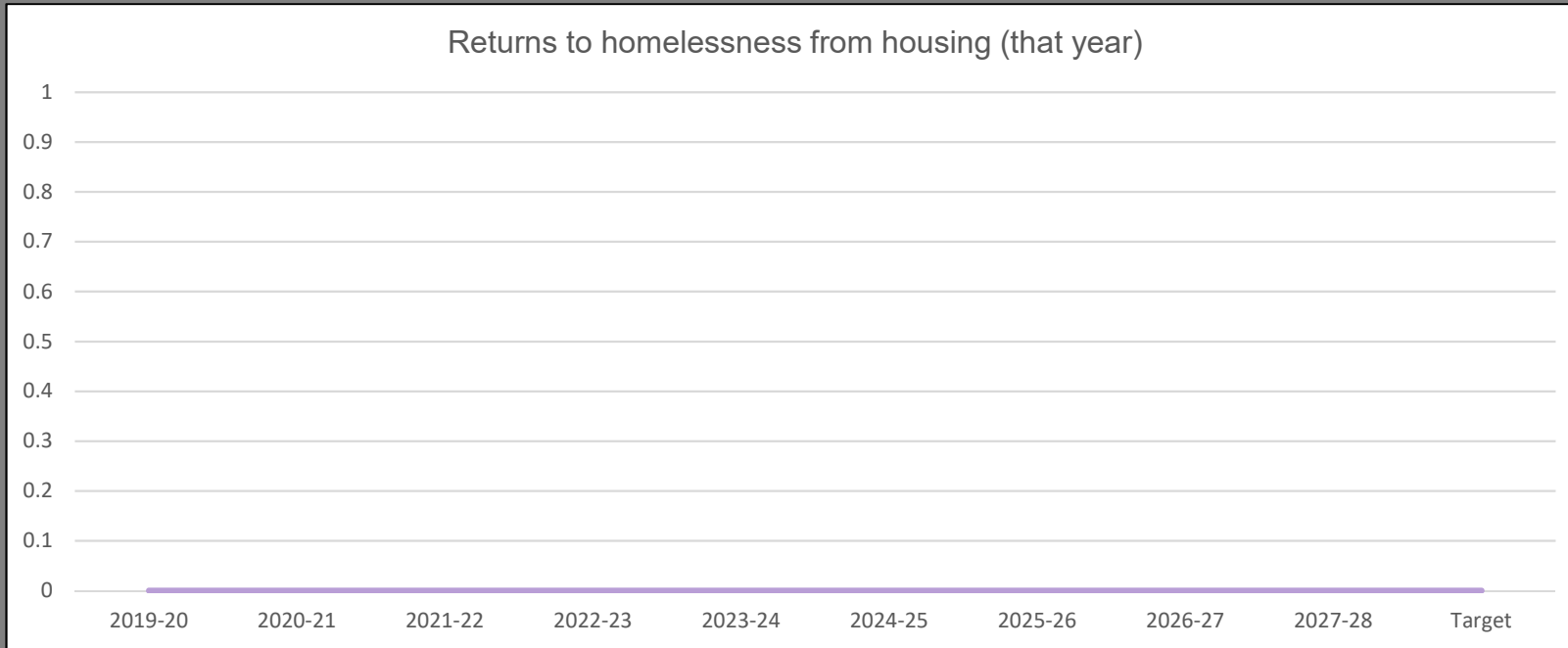
	2019-20	2020-21	2021-22	2022-23	2023-24	2024-25	2025-26	2026-27	2027-28	Target
People experiencing homelessness for the first time (that year)	0	0	-	-	-	-	-	-	-	0



Please insert comment here

Outcome #3: Fewer people return to homelessness from housing (returns to homelessness are reduced)

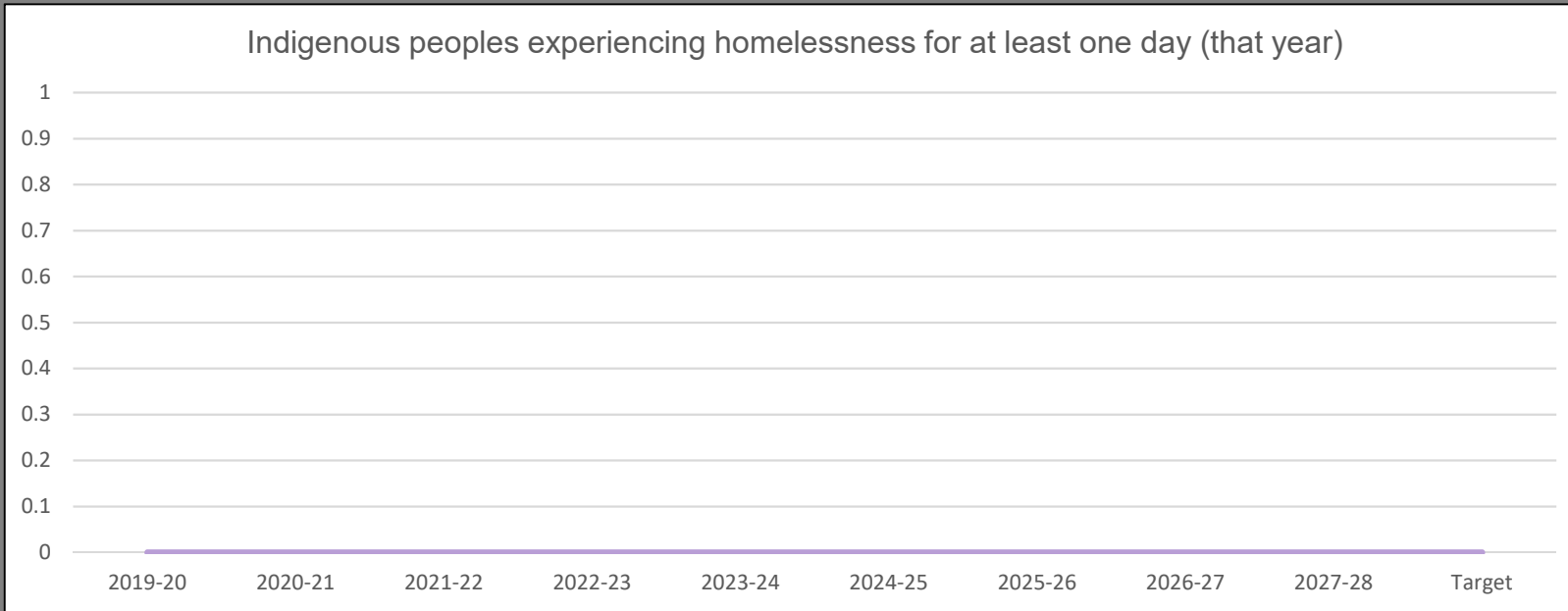
	2019-20	2020-21	2021-22	2022-23	2023-24	2024-25	2025-26	2026-27	2027-28	Target
Returns to homelessness from housing (that year)	0	0	-	-	-	-	-	-	-	0



Please insert comment here

Outcome #4: Fewer Indigenous peoples experience homelessness (Indigenous homelessness is reduced)

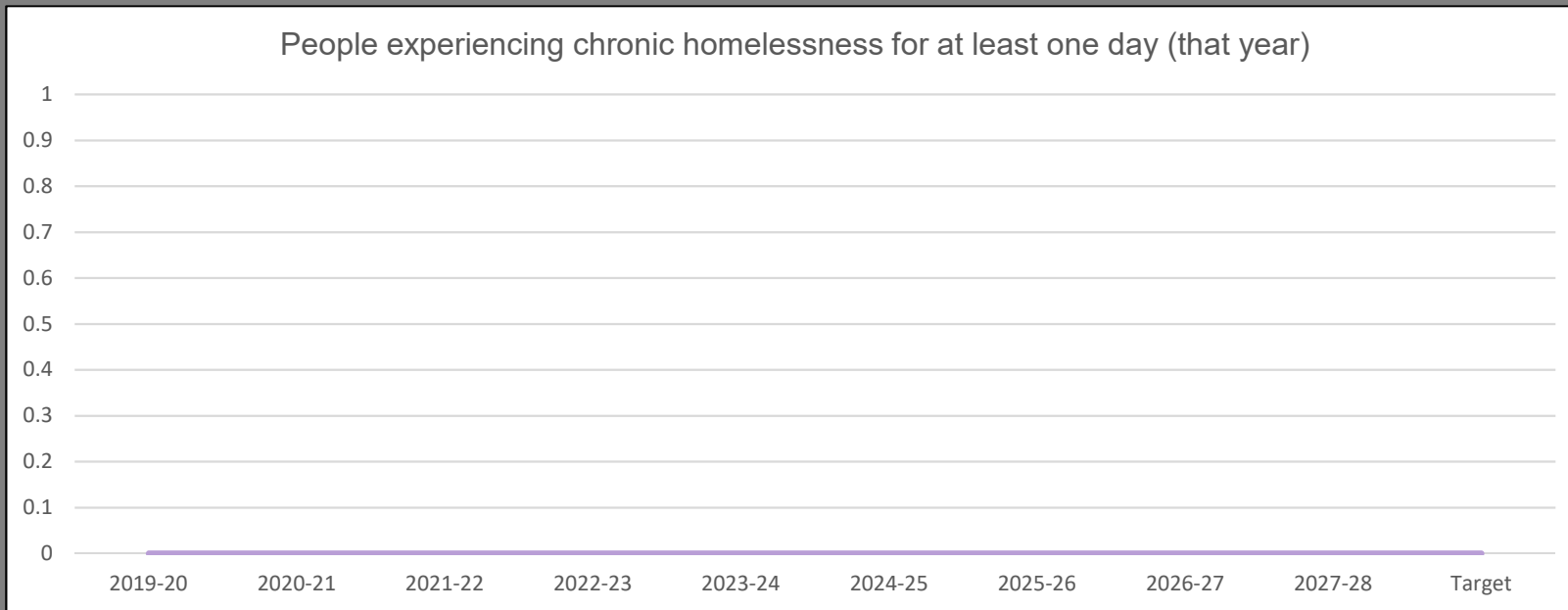
	2019-20	2020-21	2021-22	2022-23	2023-24	2024-25	2025-26	2026-27	2027-28	Target
Indigenous peoples experiencing homelessness for at least one day (that year)	0	0	-	-	-	-	-	-	-	0



Please insert comment here

Outcome #5: Fewer people experience chronic homelessness (chronic homelessness is reduced)

	2019-20	2020-21	2021-22	2022-23	2023-24	2024-25	2025-26	2026-27	2027-28	Target
People experiencing chronic homelessness for at least one day (that year)	0	0	-	-	-	-	-	-	-	0



Please insert comment here